

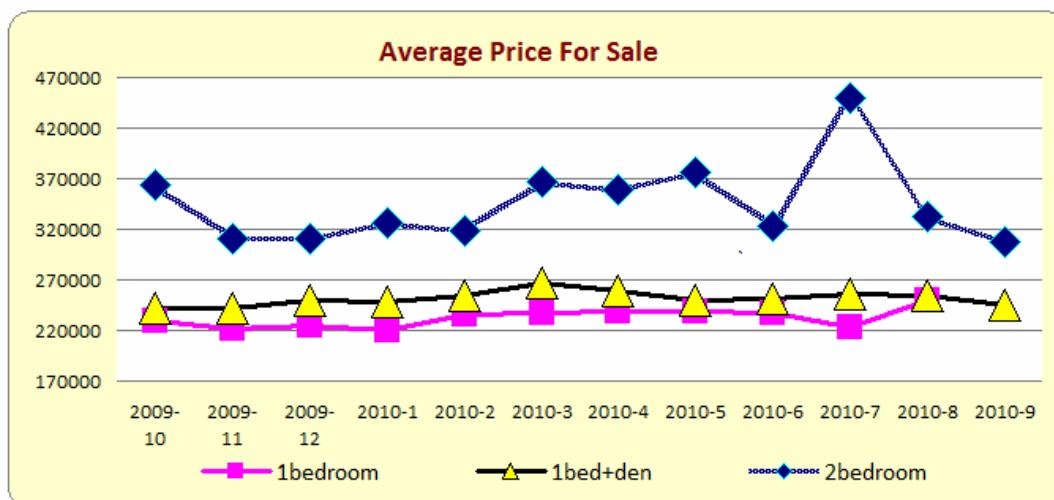
Condo Market Watch

30/32 Clegg road , 55/60/75 Southtown Centre Blvd

www.mycondolife.ca--Maggie Liu

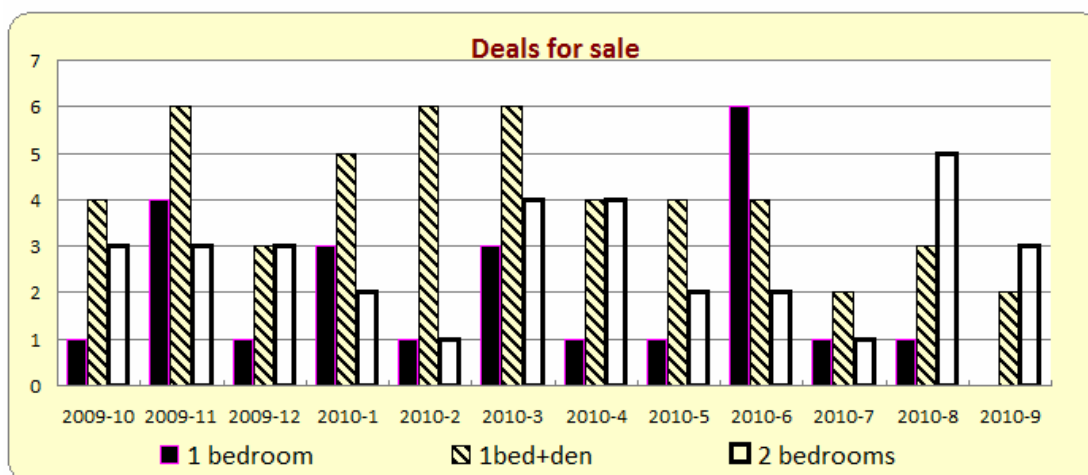
1. Market Watch for Sale

1) Average Price For Sale



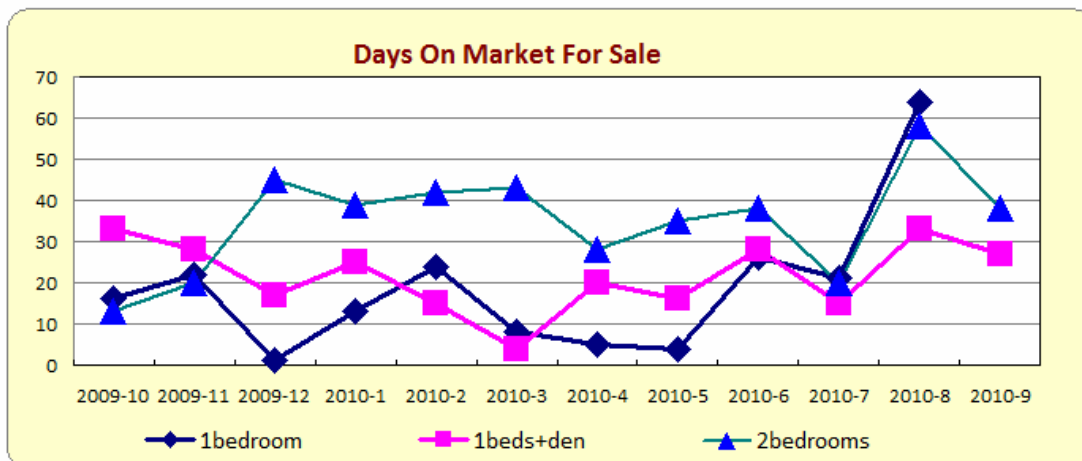
type	2009-10	2009-11	2009-12	2010-1	2010-2	2010-3	2010-4	2010-5	2010-6	2010-7	2010-8	2010-9
bachelor	0	0	0	0	0	0	0	0	0	0	0	0
1bedroom	229000	221400	225000	220666	236000	237000	239000	239000	237016	222500	250000	0
1beds+den	242175	241666	249433	247500	254300	266780	259125	250200	251000	256500	255000	245500
2bedrooms	363933	310666	311266	326250	318000	366750	358370	375500	322650	450000	331880	307283
2beds+den	0	0	316000	360000	400000	0	427000	427000	0	330800	0	0
3bedrooms	470000	0	0	0	500000	0	0	0	0	0	0	0

2) Deals For Sale



type	2009-10	2009-11	2009-12	2010-1	2010-2	2010-3	2010-4	2010-5	2010-6	2010-7	2010-8	2010-9
bachelor	0	0	0	0	0	0	0	0	0	0	0	0
1bedroom	1	4	1	3	1	3	1	1	6	1	1	0
1beds+den	4	6	3	5	6	6	4	4	4	2	3	2
2bedrooms	3	3	3	2	1	4	4	2	2	1	5	3
2beds+den	0	0	1	2	1	0	1	1	0	1	0	0
3bedrooms	1	0	0	0	1	0	0	0	0	0	0	0

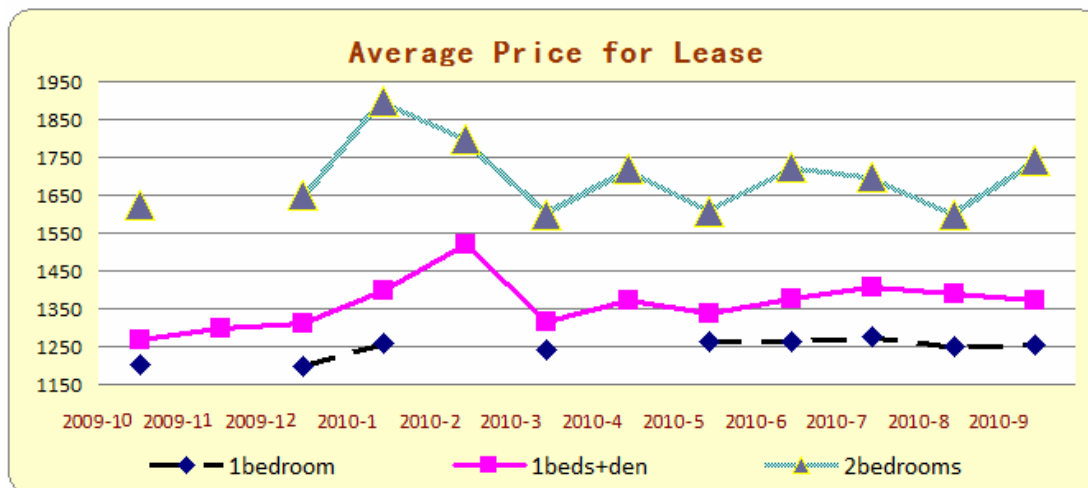
3) Days On Market For Sale



type	2009-10	2009-11	2009-12	2010-1	2010-2	2010-3	2010-4	2010-5	2010-6	2010-7	2010-8	2010-9
bachelor	0	0	0	0	0	0	0	0	0	0	0	0
1bedroom	16	22	1	13	24	8	5	4	26	21	64	0
1beds+den	33	28	17	25	15	4	20	16	28	15	33	27
2bedrooms	13	20	45	39	42	43	28	35	38	20	58	38
2beds+den	0	0	21	41	32	0	101	41	0	3	0	0
3bedrooms	71	0	0	0	22	0	0	0	0	0	0	0

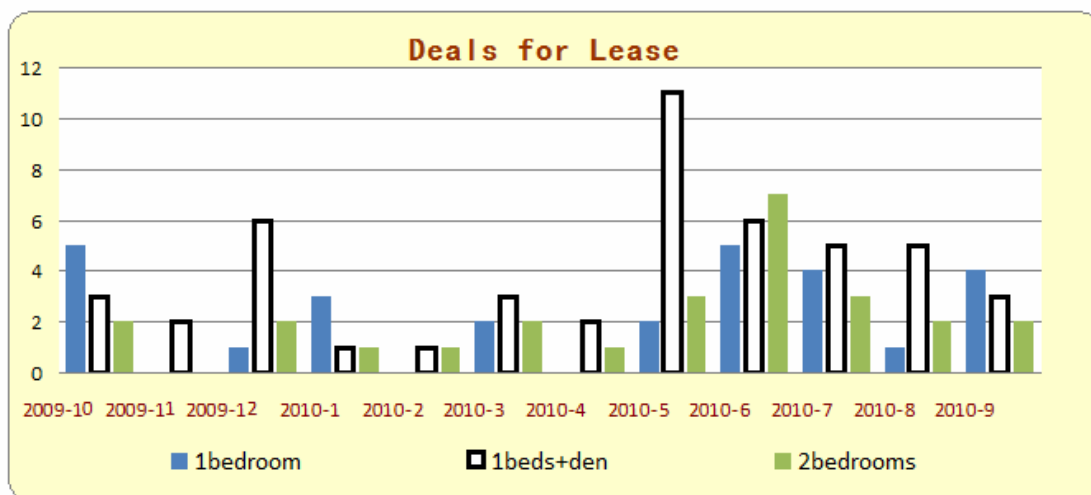
2. Market Watch for Lease

1) Average Price for Lease



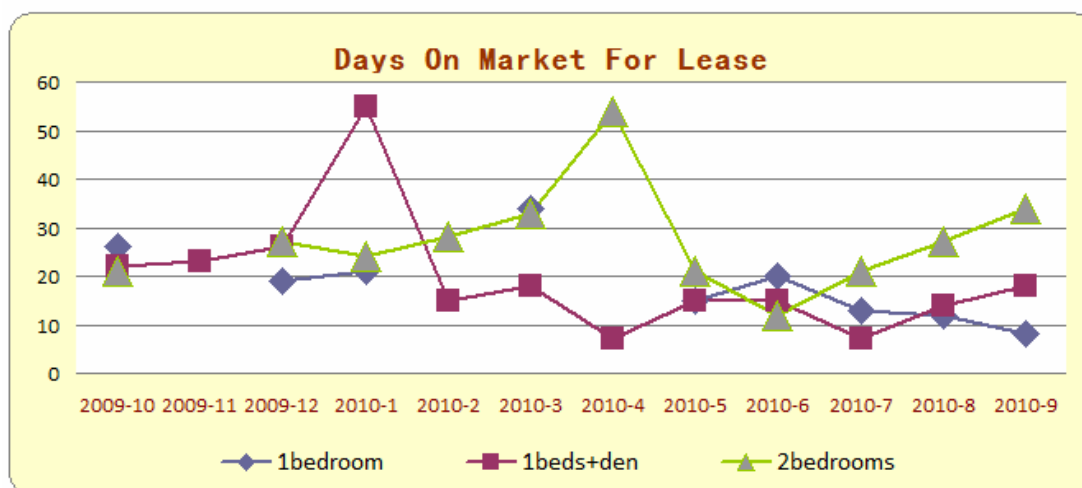
type	2009-10	2009-11	2009-12	2010-1	2010-2	2010-3	2010-4	2010-5	2010-6	2010-7	2010-8	2010-9
bachelor	0	0	0	0	0	0	0	0	0	0	0	0
1bedroom	1204	0	1200	1260	0	1240	0	1265	1261	1275	1250	1256
1beds+den	1266	1300	1312	1400	1520	1316	1370	1337	1375	1405	1391	1370
2bedrooms	1625	0	1650	1900	1800	1600	1720	1606	1725	1700	1600	1740
2beds+den	1750	0	1650	1700	1700	0	1700	0	1700	1725	1800	0
3bedrooms	0	0	0	0	0	0	0	0	0	0	0	0

2) Deals For Lease



type	2009-10	2009-11	2009-12	2010-1	2010-2	2010-3	2010-4	2010-5	2010-6	2010-7	2010-8	2010-9
bachelor	0	0	0	0	0	0	0	0	0	0	0	0
1bedroom	5	0	1	3	0	2	0	2	5	4	1	4
1beds+den	3	2	6	1	1	3	2	11	6	5	5	3
2bedrooms	2	0	2	1	1	2	1	3	7	3	2	2
2beds+den	1	0	1	1	1	0	1	0	1	1	1	0
3bedrooms	0	0	0	0	0	0	0	0	0	0	0	0

3) Days On Market For Lease



type	2009-10	2009-11	2009-12	2010-1	2010-2	2010-3	2010-4	2010-5	2010-6	2010-7	2010-8	2010-9
bachelor	0	0	0	0	0	0	0	0	0	0	0	0
1bedroom	26	0	19	21	0	34	0	15	20	13	12	8
1beds+den	22	23	26	55	15	18	7	15	15	7	14	18
2bedrooms	21	0	27	24	28	33	54	21	12	21	27	34
2beds+den	45	0	6	4	3	0	55	0	48	18	5	0
3bedrooms	0	0	0	0	0	0	0	0	0	0	0	0

If you want to Subscribe Condo Market Watch and get condo information by weekly, please go to <http://www.mycondolife.ca/lists/?p=subscribe&id=8> to Subscribe.

Or Please email to info@mycondolife.ca to subscribe Your Condo Market Watch.

(Source: Toronto MLS, * All data calculated monthly, the information is for reference only, we assume no responsibility for the

accuracy of data shown.)。