

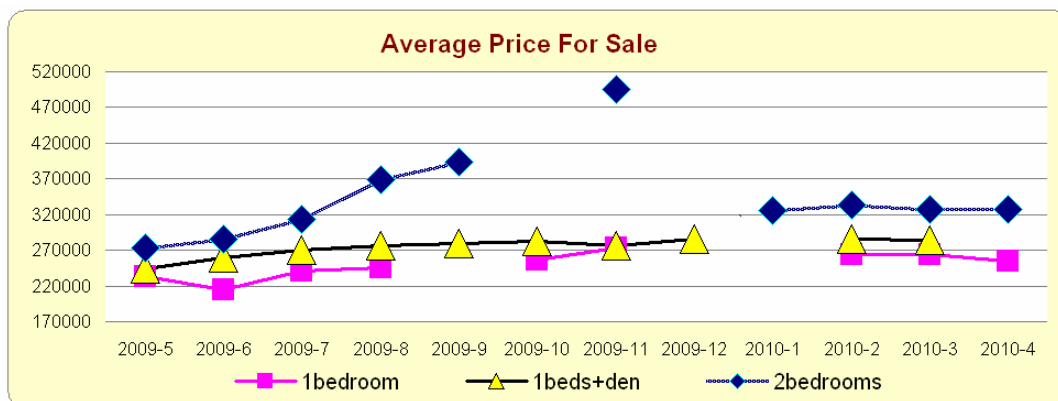
# Condo Market Watch

28/30 Harrison Garden

www.mycondolife.ca--Maggie Liu

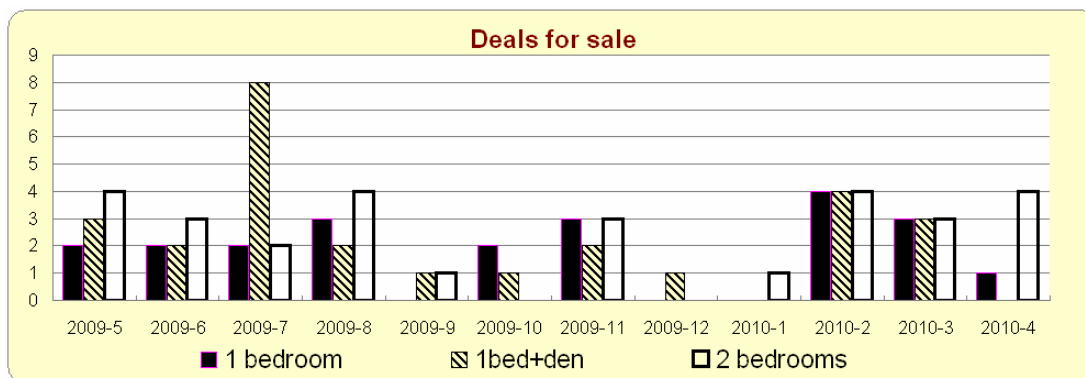
## 1. Market Watch for 28/30 Harrison Garden (2009/5-2010/4)

### 1) Average Price For Sale



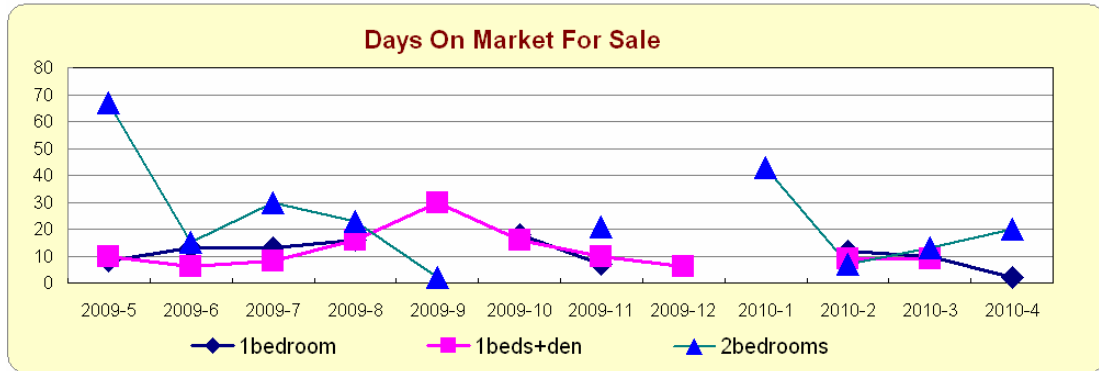
type	2009-5	2009-6	2009-7	2009-8	2009-9	2009-10	2009-11	2009-12	2010-1	2010-2	2010-3	2010-4
bachelor	0	0	0	0	0	0	0	0	0	0	0	0
1bedroom	233550	214000	240250	246129	0	256500	272833	0	0	263675	264500	255000
1beds+den	244000	260000	270412	276950	279888	282000	276500	285000	0	285975	284300	0
2bedrooms	274000	285666	313250	369500	393800	0	495000	0	326000	333000	326633	326500
2beds+den	0	312500	0	0	0	0	315100	317800	0	0	0	0
3bedrooms	0	0	0	0	0	0	0	0	0	0	0	0

### 2) Deals For Sale



type	2009-5	2009-6	2009-7	2009-8	2009-9	2009-10	2009-11	2009-12	2010-1	2010-2	2010-3	2010-4
bachelor	0	0	0	0	0	0	0	0	0	0	0	0
1bedroom	2	2	2	3	0	2	3	0	0	4	3	1
1beds+den	3	2	8	2	1	1	2	1	0	4	3	0
2bedrooms	4	3	2	4	1	0	3	0	1	4	3	4
2beds+den	0	1	0	0	0	0	1	1	0	0	0	0
3bedrooms	0	0	0	0	0	0	0	0	0	0	0	0

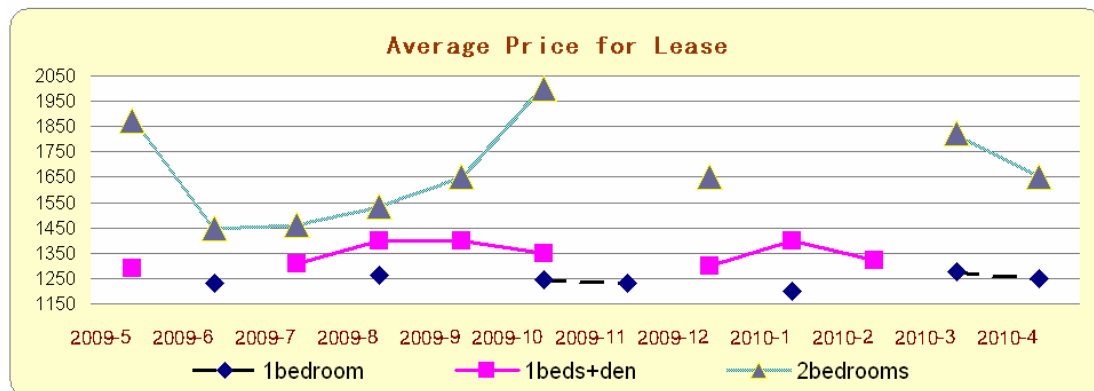
### 3) Days On Market For Sale



type	2009-5	2009-6	2009-7	2009-8	2009-9	2009-10	2009-11	2009-12	2010-1	2010-2	2010-3	2010-4
bachelor	0	0	0	0	0	0	0	0	0	0	0	0
1bedroom	8	13	13	16	0	18	7	0	0	12	10	2
1beds+den	10	6	8	16	30	16	10	6	0	9	9	0
2bedrooms	67	15	30	23	2	0	21	0	43	7	13	20
2beds+den	0	9	0	0	0	0	14	20	0	0	0	0
3bedrooms	0	0	0	0	0	0	0	0	0	0	0	0

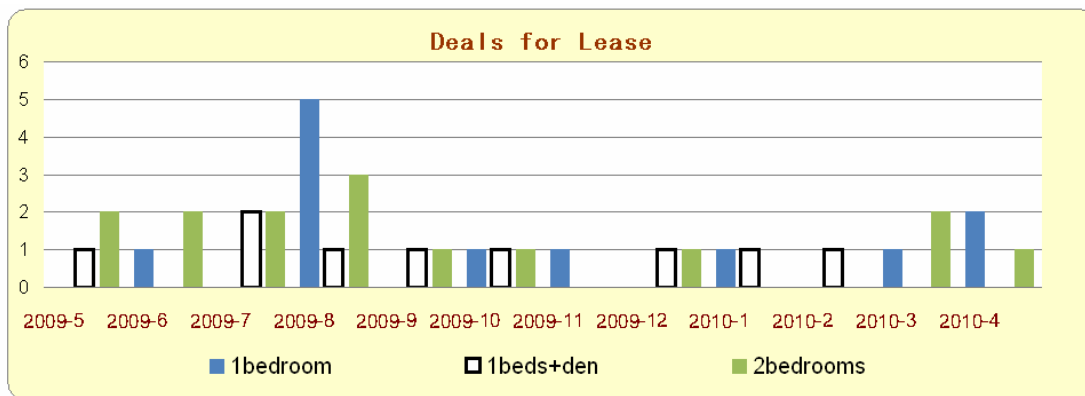
## 2. Market Watch for Lease

### 1) Average Price for Lease



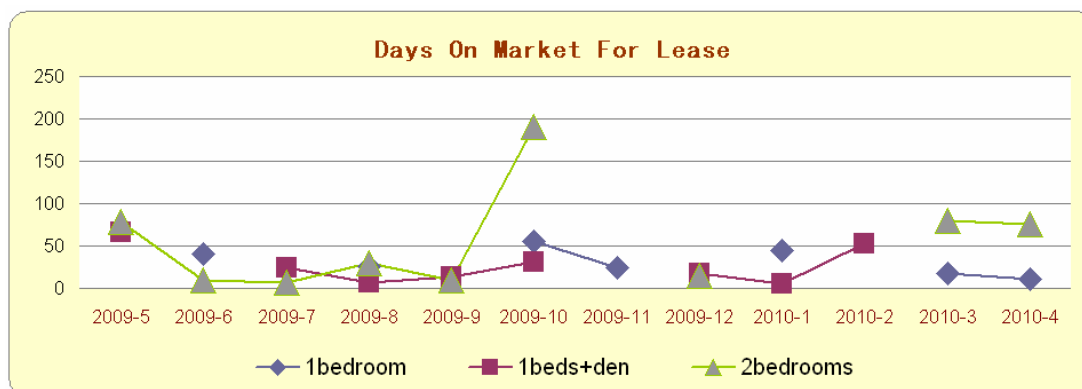
type	2009-5	2009-6	2009-7	2009-8	2009-9	2009-10	2009-11	2009-12	2010-1	2010-2	2010-3	2010-4
bachelor	0	0	0	0	0	0	0	0	0	0	0	0
1bedroom	0	1230	0	1265	0	1245	1230	0	1200	0	1275	1250
1beds+den	1290	0	1310	1400	1400	1350	0	1300	1400	1320	0	0
2bedrooms	1875	1450	1462	1533	1650	2000	0	1650	0	0	1822	1650
2beds+den	0	0	1600	0	0	0	0	0	0	1395	0	0
3bedrooms	0	0	0	0	0	0	0	0	0	0	0	0

### 2) Deals For Lease



type	2009-5	2009-6	2009-7	2009-8	2009-9	2009-10	2009-11	2009-12	2010-1	2010-2	2010-3	2010-4
bachelor	0	0	0	0	0	0	0	0	0	0	0	0
1bedroom	0	1	0	5	0	1	1	0	1	0	1	2
1beds+den	1	0	2	1	1	1	0	1	1	1	0	0
2bedrooms	2	2	2	3	1	1	0	1	1	0	2	1
2beds+den	0	0	1	0	0	0	0	0	0	1	0	0
3bedrooms	0	0	0	0	0	0	0	0	0	0	0	0

### 3) Days On Market For Lease



type	2009-5	2009-6	2009-7	2009-8	2009-9	2009-10	2009-11	2009-12	2010-1	2010-2	2010-3	2010-4
bachelor	0	0	0	0	0	0	0	0	0	0	0	0
1bedroom	0	41	0	26	0	56	24	0	45	0	18	11
1beds+den	66	0	25	7	13	31	0	17	5	53	0	0
2bedrooms	79	10	7	30	9	191	0	15	0	0	80	76
2beds+den	0	0	8	0	0	0	0	0	0	38	0	0
3bedrooms	0	0	0	0	0	0	0	0	0	0	0	0

Next: [18/28 Hollywood Ave](#) Market Watch will be available next week

If you want to Subscribe Condo Market Watch and get condo information by weekly, please go to <http://www.mycondolife.ca/lists/?p=subscribe&id=8> to Subscribe.

Or Please email to info@mycondolife.ca to subscribe Your Condo Market Watch.

(Source: Toronto MLS, \* All data calculated monthly, the information is for reference only, we assume no responsibility for the accuracy of data shown.)