

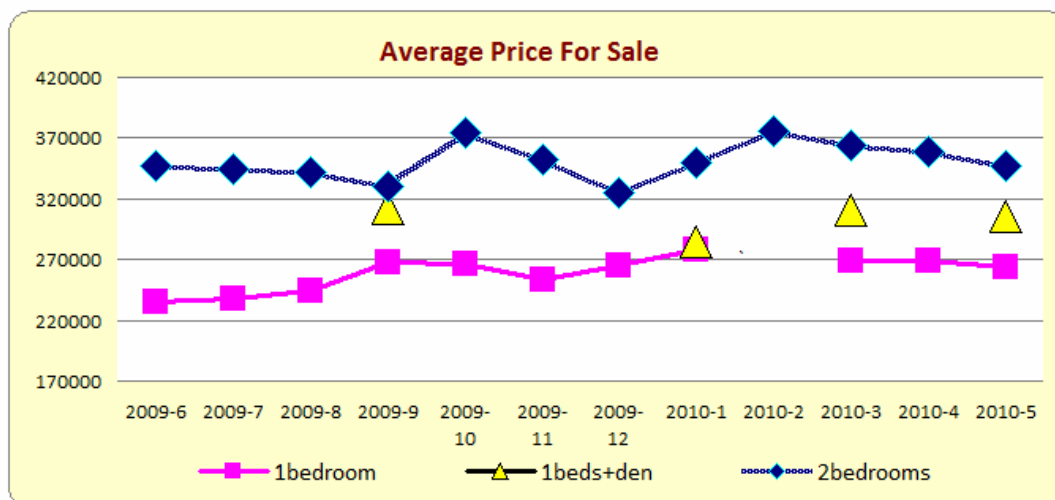
Condo Market Watch

153/155 beecroft

www.mycondolife.ca-Maggie Liu

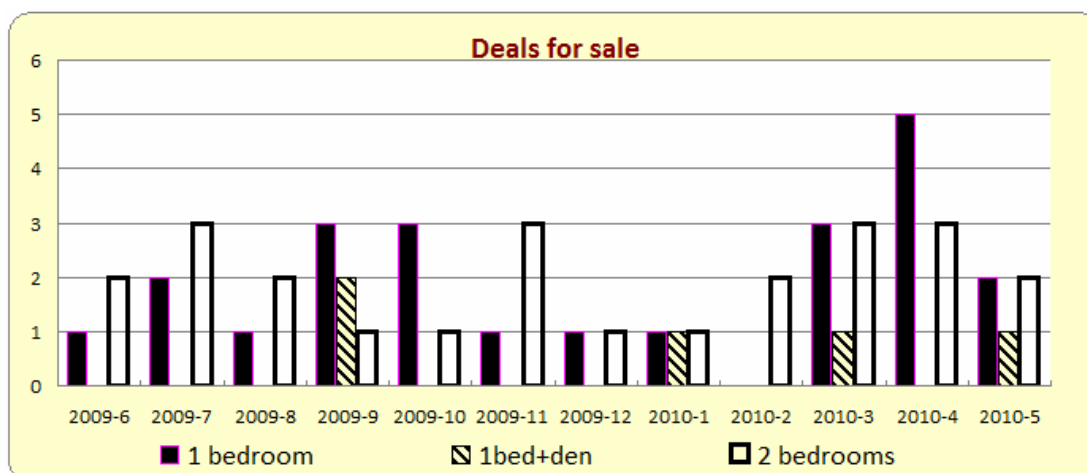
1. Market Watch for Sale

1) Average Price For Sale



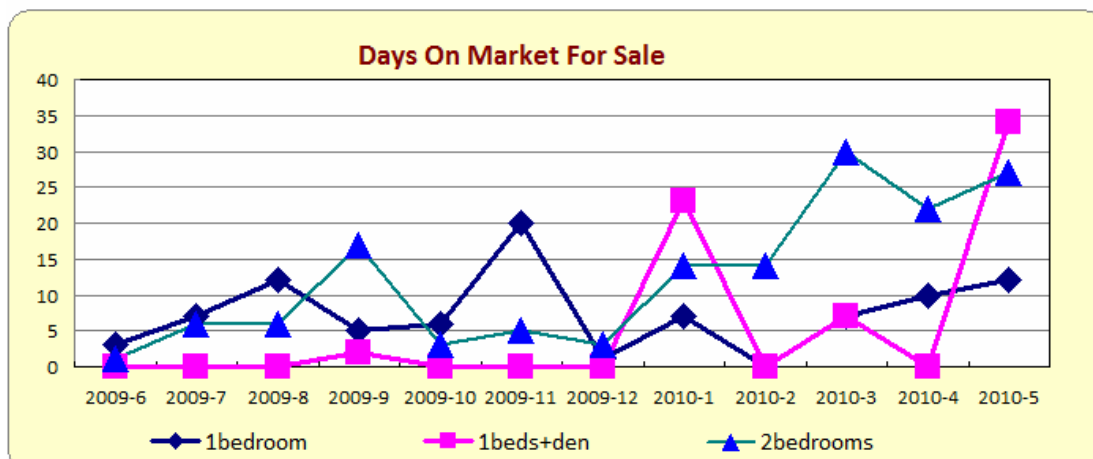
type	2009-6	2009-7	2009-8	2009-9	2009-10	2009-11	2009-12	2010-1	2010-2	2010-3	2010-4	2010-5
bachelor	0	0	0	0	0	0	0	0	0	0	0	0
1bedroom	235100	238250	244000	267500	266033	253000	265000	278000	0	268666	269440	264000
1beds+den	0	0	0	311750	0	0	0	285000	0	310000	0	306000
2bedrooms	347500	345000	341333	330000	375000	351666	325000	350000	375500	363500	359166	347500
2beds+den	0	343000	0	374500	0	365000	0	0	0	399000	415000	0
3bedrooms	0	0	0	0	0	0	0	0	0	0	0	0

2) Deals For Sale



type	2009-6	2009-7	2009-8	2009-9	2009-10	2009-11	2009-12	2010-1	2010-2	2010-3	2010-4	2010-5
bachelor	0	0	0	0	0	0	0	0	0	0	0	0
1bedroom	1	2	1	3	3	1	1	1	0	3	5	2
1beds+den	0	0	0	2	0	0	0	1	0	1	0	1
2bedrooms	2	3	2	1	1	3	1	1	2	3	3	2
2beds+den	0	1	0	2	0	1	0	0	0	1	1	0
3bedrooms	0	0	0	0	0	0	0	0	0	0	0	0

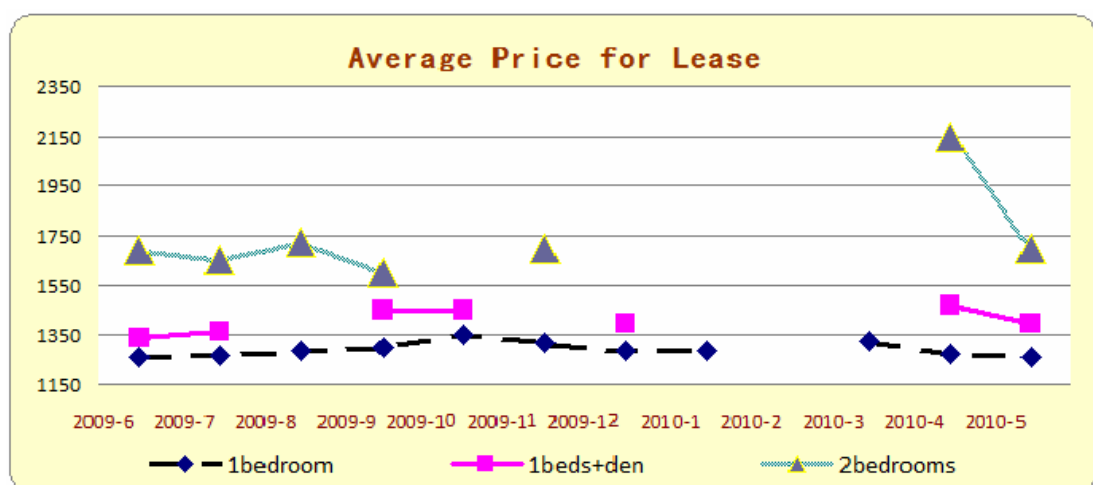
3) Days On Market For Sale



type	2009-6	2009-7	2009-8	2009-9	2009-10	2009-11	2009-12	2010-1	2010-2	2010-3	2010-4	2010-5
bachelor	0	0	0	0	0	0	0	0	0	0	0	0
1bedroom	3	7	12	5	6	20	1	7		7	10	12
1beds+den				2				23		7		34
2bedrooms	1	6	6	17	3	5	3	14	14	30	22	27
2beds+den	0	14	0	11	0	6	0	0	0	22	46	0
3bedrooms	0	0	0	0	0	0	0	0	0	0	0	0

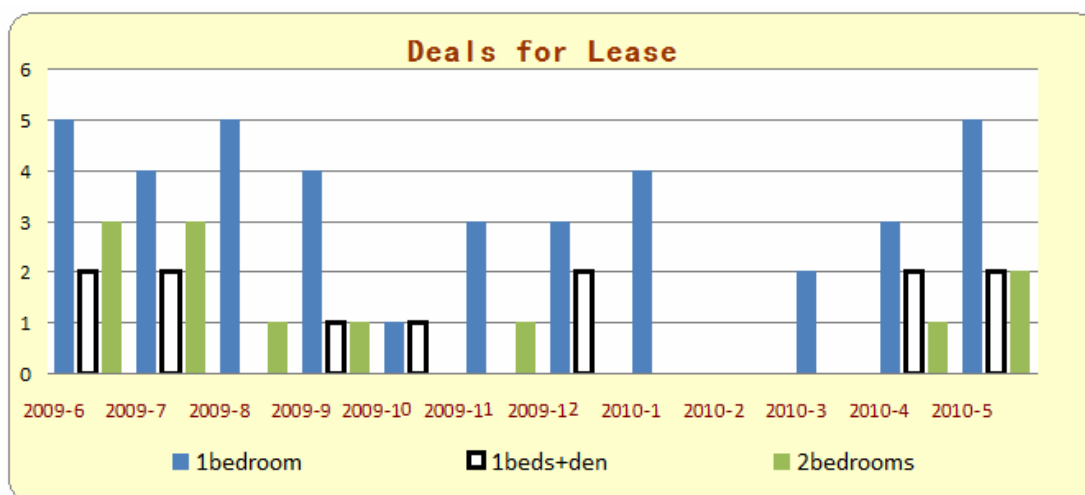
2. Market Watch for Lease

1) Average Price for Lease



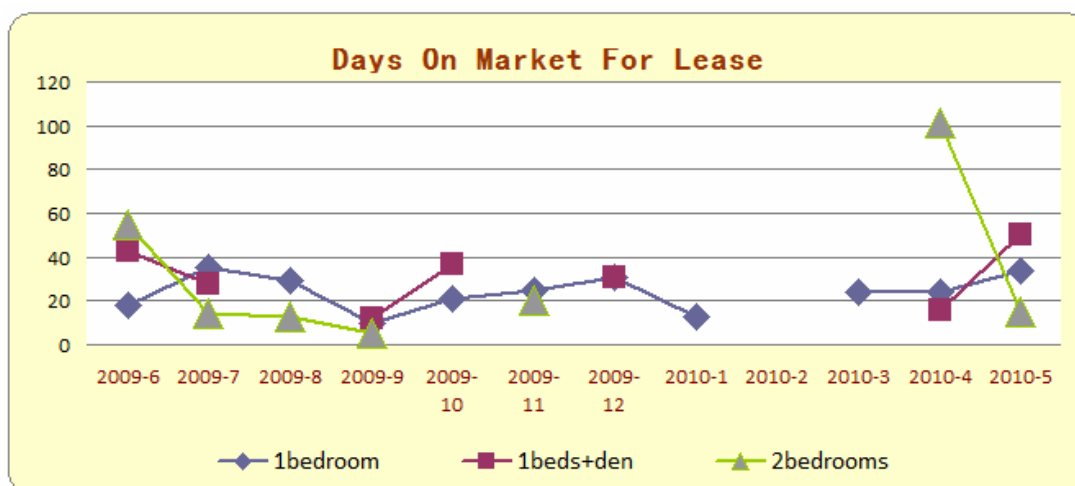
type	2009-6	2009-7	2009-8	2009-9	2009-10	2009-11	2009-12	2010-1	2010-2	2010-3	2010-4	2010-5
bachelor	0	0	0	0	0	0	0	0	0	0	0	0
1bedroom	1258	1266	1286	1297	1350	1318	1290	1287	0	1325	1276	1260
1beds+den	1337	1362	0	1450	1452	0	1395	0	0	0	1467	1400
2bedrooms	1693	1650	1725	1600	0	1700	0	0	0	0	2150	1700
2beds+den	0	0	1825	0	0	1950	0	0	1695	1750	0	1770
3bedrooms	0	0	0	0	0	0	0	0	0	0	0	0

2) Deals For Lease



type	2009-6	2009-7	2009-8	2009-9	2009-10	2009-11	2009-12	2010-1	2010-2	2010-3	2010-4	2010-5
bachelor	0	0	0	0	0	0	0	0	0	0	0	0
1bedroom	5	4	5	4	1	3	3	4	0	2	3	5
1beds+den	2	2	0	1	1	0	2	0	0	0	2	2
2bedrooms	3	3	1	1	0	1	0	0	0	0	1	2
2beds+den	0	0	1	0	0	1	0	0	1	1	0	1
3bedrooms	0	0	0	0	0	0	0	0	0	0	0	0

3) Days On Market For Lease



type	2009-6	2009-7	2009-8	2009-9	2009-10	2009-11	2009-12	2010-1	2010-2	2010-3	2010-4	2010-5
bachelor	0	0	0	0	0	0	0	0	0	0	0	0
1bedroom	18	35	29	10	21	25	31	13	0	24	24	34
1beds+den	43	28	0	12	37	0	31	0	0	0	16	50
2bedrooms	55	14	13	5	0	20	0	0	0	0	101	15
2beds+den	0	0	46	0	0	26	0	0	74	28	0	27
3bedrooms	0	0	0	0	0	0	0	0	0	0	0	0

Next: [16/18 harrison garden](#) Market Watch will be available next week!

If you want to Subscribe Condo Market Watch and get condo information by weekly, please go to <http://www.mycondolife.ca/lists/?p=subscribe&id=8> to Subscribe.

Or Please email to info@mycondolife.ca to subscribe Your Condo Market Watch.

(Source: Toronto MLS, * All data calculated monthly, the information is for reference only, we assume no responsibility for the accuracy of data shown)。