

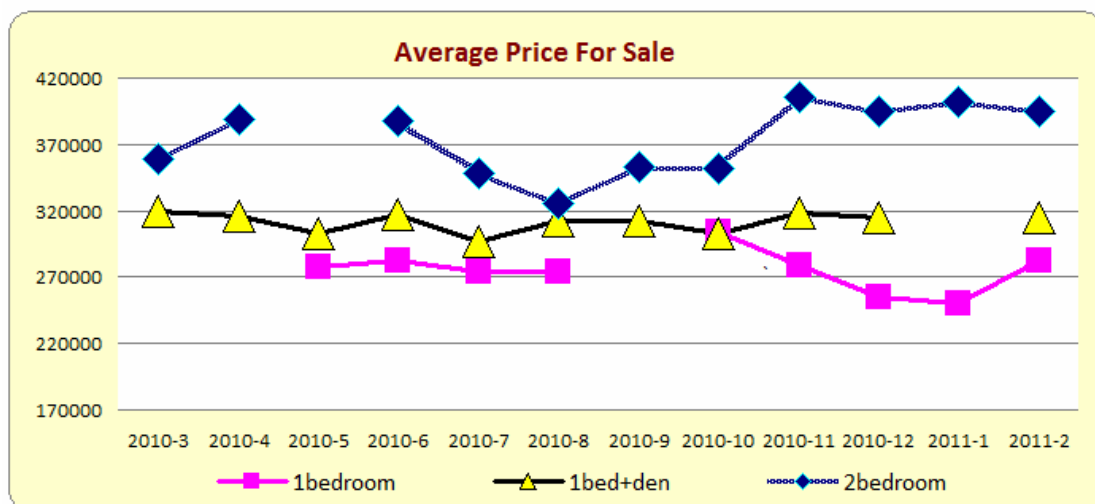
Condo Market Watch

5/10/15 Northtown way

www.mycondolife.ca--Maggie Liu

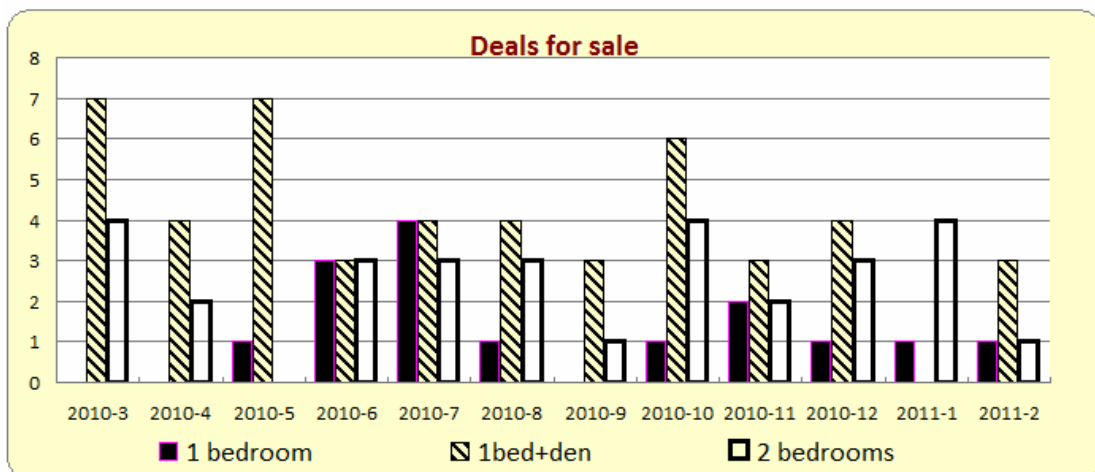
1. Market Watch for Sale

1) Average Price For Sale



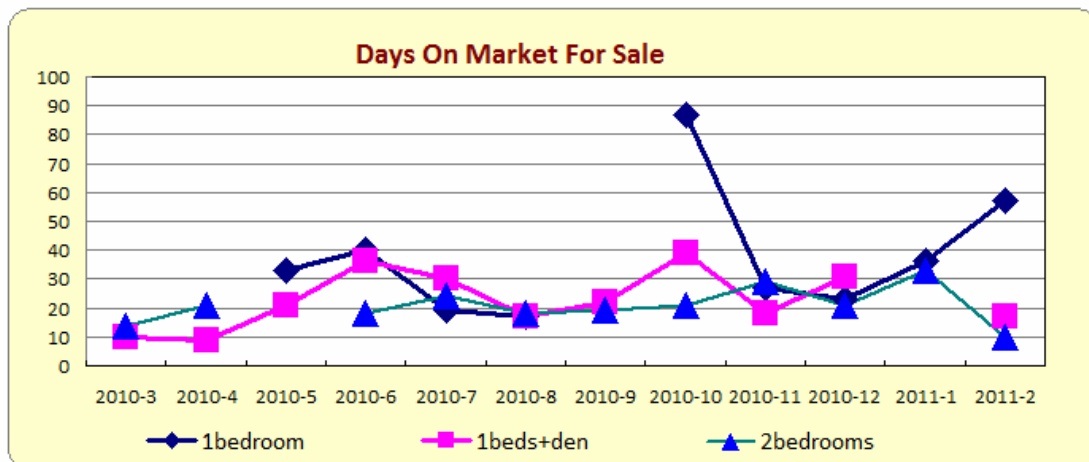
type	2010-3	2010-4	2010-5	2010-6	2010-7	2010-8	2010-9	2010-10	2010-11	2010-12	2011-1	2011-2
bachelor	0	0	0	0	0	0	0	0	0	0	0	0
1bedroom	0	0	278000	281933	273625	274000	0	304000	279000	255000	250000	282000
1beds+den	319142	316225	303000	317666	296250	312000	312166	303083	317960	314875	0	315166
2bedrooms	358500	388500	0	388166	347666	325112	353500	352125	406000	395133	402000	395000
2beds+den	459875	555000	461332	488000	459500	0	470400	451000	441500	428000	436666	455000
3bedrooms	0	0	0	0	0	0	0	0	0	0	0	0

2) Deals For Sale



type	2010-3	2010-4	2010-5	2010-6	2010-7	2010-8	2010-9	2010-10	2010-11	2010-12	2011-1	2011-2
bachelor	0	0	0	0	0	0	0	0	0	0	0	0
1bedroom	0	0	1	3	4	1	0	1	2	1	1	1
1beds+den	7	4	7	3	4	4	3	6	3	4	0	3
2bedrooms	4	2	0	3	3	3	1	4	2	3	4	1
2beds+den	4	2	1	1	1	0	3	1	2	1	3	3
3bedrooms	0	0	0	0	0	0	0	0	0	0	0	0

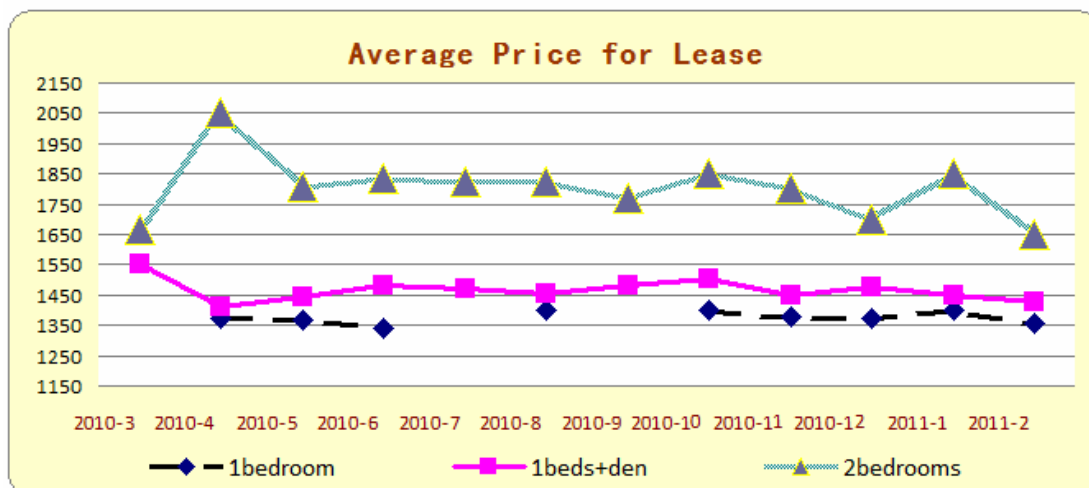
3) Days On Market For Sale



type	2010-3	2010-4	2010-5	2010-6	2010-7	2010-8	2010-9	2010-10	2010-11	2010-12	2011-1	2011-2
bachelor	0	0	0	0	0	0	0	0	0	0	0	0
1bedroom	0	0	33	40	19	17	0	87	27	23	36	57
1beds+den	10	9	21	36	30	17	22	39	18	31	0	17
2bedrooms	14	21	0	18	24	18	19	21	29	21	33	10
2beds+den	45	37	15	47	5	0	55	29	97	52	21	60
3bedrooms	0	0	0	0	0	0	0	0	0	0	0	0

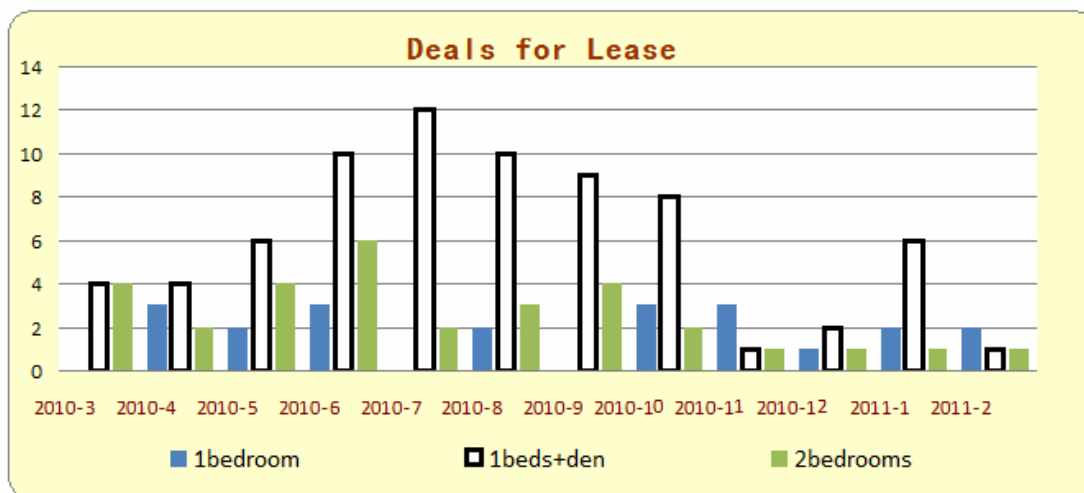
2. Market Watch for Lease

1) Average Price for Lease



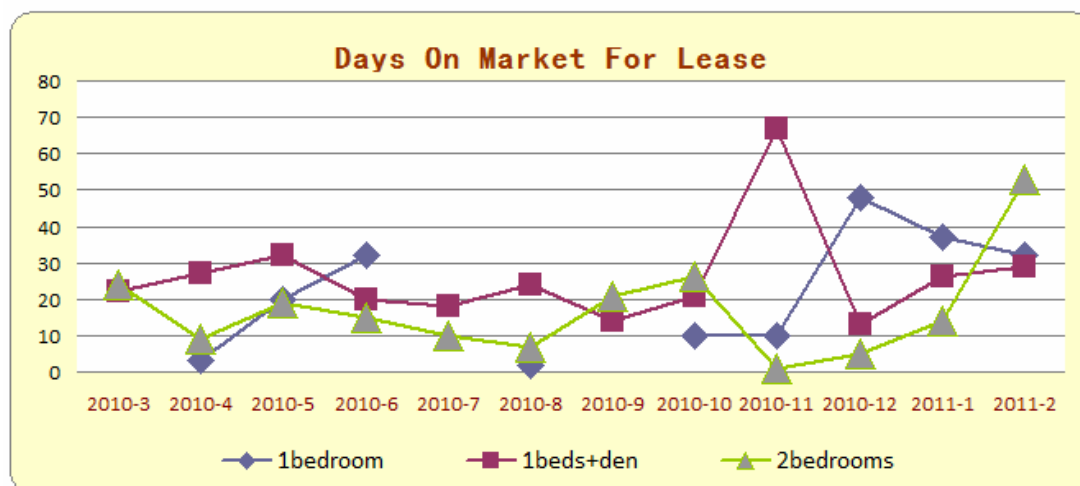
type	2010-3	2010-4	2010-5	2010-6	2010-7	2010-8	2010-9	2010-10	2010-11	2010-12	2011-1	2011-2
bachelor	0	0	0	0	0	0	0	0	0	0	0	0
1bedroom	0	1373	1365	1341	0	1400	0	1401	1378	1375	1400	1355
1beds+den	1550	1413	1441	1482	1472	1457	1480	1504	1450	1475	1449	1425
2bedrooms	1667	2050	1807	1833	1825	1826	1768	1850	1800	1700	1850	1650
2beds+den	2200	0	0	2100	2150	2200	2612	0	2200	0	0	2000
3bedrooms	0	0	0	0	0	0	0	0	0	0	0	0

2) Deals For Lease



type	2010-3	2010-4	2010-5	2010-6	2010-7	2010-8	2010-9	2010-10	2010-11	2010-12	2011-1	2011-2
bachelor	0	0	0	0	0	0	0	0	0	0	0	0
1bedroom	0	3	2	3	0	2	0	3	3	1	2	2
1beds+den	4	4	6	10	12	10	9	8	1	2	6	1
2bedrooms	4	2	4	6	2	3	4	2	1	1	1	1
2beds+den	1	0	0	3	1	1	4	0	2	0	0	1
3bedrooms	0	0	0	0	0	0	0	0	0	0	0	0

3) Days On Market For Lease



type	2010-3	2010-4	2010-5	2010-6	2010-7	2010-8	2010-9	2010-10	2010-11	2010-12	2011-1	2011-2
bachelor	0	0	0	0	0	0	0	0	0	0	0	0
1bedroom	0	3	20	32	0	2	0	10	10	48	37	32
1beds+den	22	27	32	20	18	24	14	21	67	13	26	29
2bedrooms	24	9	19	15	10	7	21	26	1	5	14	53
2beds+den	32	0	0	21	21	13	17	0	27	0	0	15
3bedrooms	0	0	0	0	0	0	0	0	0	0	0	0

Next: [503/509 Beecroft](#) Market Watch will be available next week!

If you want to Subscribe Condo Market Watch and get condo information by weekly, please go to <http://www.mycondolife.ca/lists/?p=subscribe&id=8> to Subscribe.

Or Please email to info@mycondolife.ca to subscribe Your Condo Market Watch.

(Source: Toronto MLS, * All data calculated monthly, the information is for reference only, we assume no responsibility for the accuracy of data shown.)