

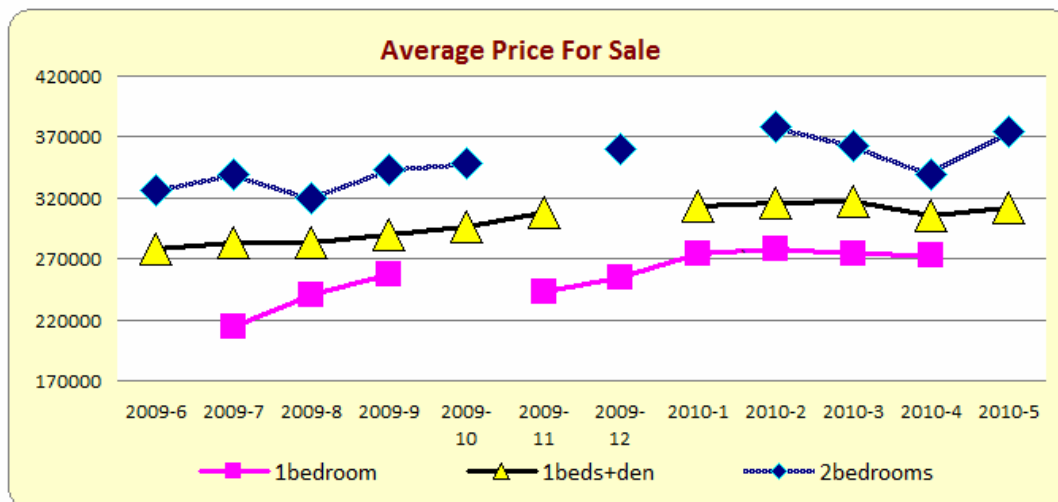
Condo Market Watch

4968/4978 Yonge St

www.mycondolife.ca--Maggie Liu

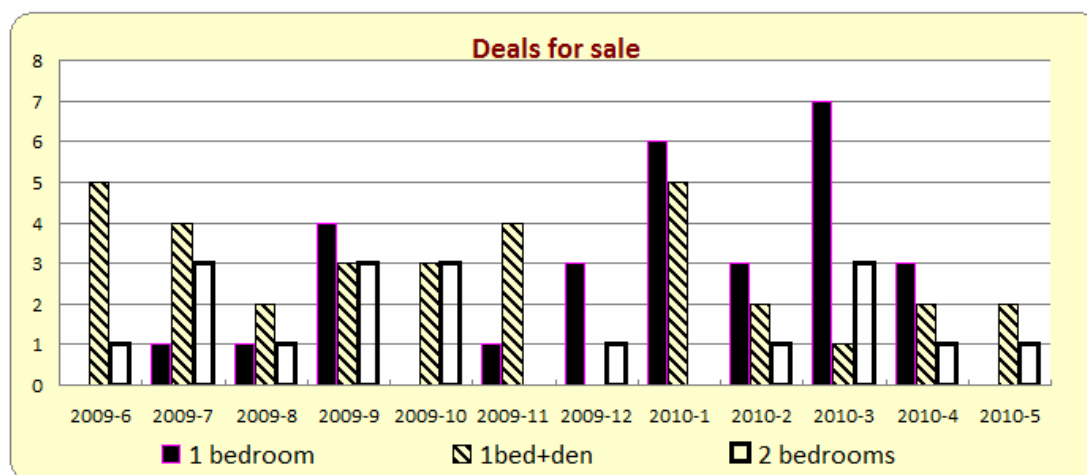
1. Market Watch for Sale

1) Average Price For Sale



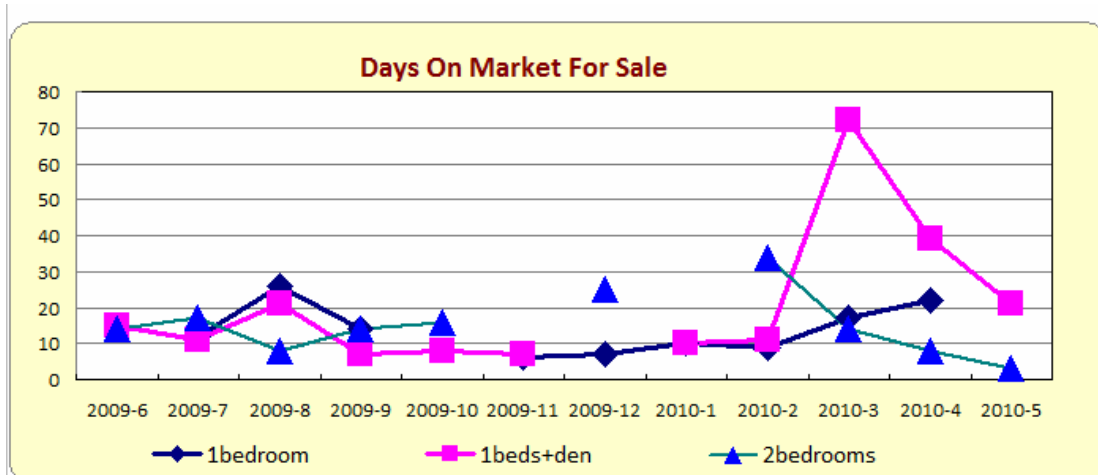
| type | 2009-6 | 2009-7 | 2009-8 | 2009-9 | 2009-10 | 2009-11 | 2009-12 | 2010-1 | 2010-2 | 2010-3 | 2010-4 | 2010-5 |
|-----------|--------|--------|--------|--------|---------|---------|---------|--------|--------|--------|--------|--------|
| bachelor | 0 | 0 | 0 | 0 | 0 | 0 | 0 | 0 | 0 | 0 | 0 | 0 |
| 1bedroom | 0 | 214000 | 240000 | 257250 | 0 | 243000 | 255066 | 274000 | 278633 | 273628 | 273000 | 0 |
| 1beds+den | 278380 | 282700 | 283250 | 290000 | 296800 | 307600 | 0 | 313400 | 315250 | 317000 | 305000 | 311495 |
| 2bedrooms | 326000 | 339000 | 320000 | 342729 | 348833 | 0 | 360000 | 0 | 378000 | 362962 | 338800 | 375000 |
| 2beds+den | 368800 | 380000 | 481000 | 0 | 0 | 0 | 412000 | 0 | 0 | 406000 | 472000 | 0 |
| 3bedrooms | 0 | 470000 | 0 | 600000 | 425333 | 0 | 429000 | 536000 | 495333 | 436000 | 0 | 0 |

2) Deals For Sale



| type | 2009-6 | 2009-7 | 2009-8 | 2009-9 | 2009-10 | 2009-11 | 2009-12 | 2010-1 | 2010-2 | 2010-3 | 2010-4 | 2010-5 |
|-----------|--------|--------|--------|--------|---------|---------|---------|--------|--------|--------|--------|--------|
| bachelor | 0 | 0 | 0 | 0 | 0 | 0 | 0 | 0 | 0 | 0 | 0 | 0 |
| 1bedroom | 0 | 1 | 1 | 4 | 0 | 1 | 3 | 6 | 3 | 7 | 3 | 0 |
| 1beds+den | 5 | 4 | 2 | 3 | 3 | 4 | 0 | 5 | 2 | 1 | 2 | 2 |
| 2bedrooms | 1 | 3 | 1 | 3 | 3 | 0 | 1 | 0 | 1 | 3 | 1 | 1 |
| 2beds+den | 1 | 1 | 2 | 0 | 0 | 0 | 1 | 0 | 0 | 1 | 3 | 0 |
| 3bedrooms | 0 | 3 | 0 | 1 | 3 | 0 | 1 | 3 | 3 | 2 | 0 | 0 |

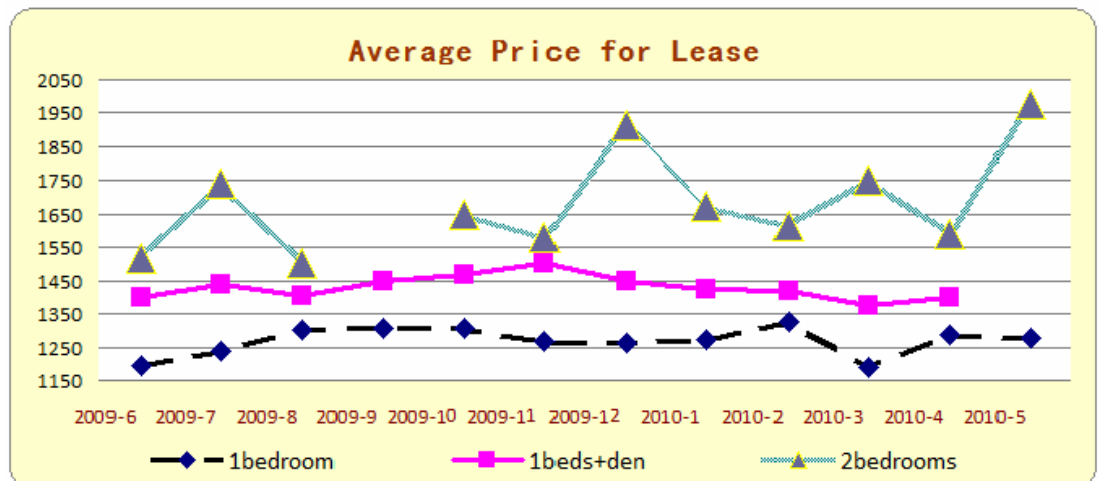
3) Days On Market For Sale



| type | 2009-6 | 2009-7 | 2009-8 | 2009-9 | 2009-10 | 2009-11 | 2009-12 | 2010-1 | 2010-2 | 2010-3 | 2010-4 | 2010-5 |
|-----------|--------|--------|--------|--------|---------|---------|---------|--------|--------|--------|--------|--------|
| bachelor | 0 | 0 | 0 | 0 | 0 | 0 | 0 | 0 | 0 | 0 | 0 | 0 |
| 1bedroom | 0 | 12 | 26 | 14 | 0 | 6 | 7 | 10 | 9 | 17 | 22 | 0 |
| 1beds+den | 15 | 11 | 21 | 7 | 8 | 7 | 0 | 10 | 11 | 72 | 39 | 21 |
| 2bedrooms | 14 | 17 | 8 | 14 | 16 | 0 | 25 | 0 | 34 | 14 | 8 | 3 |
| 2beds+den | 65 | 14 | 35 | 0 | 0 | 0 | 14 | 0 | 0 | 25 | 27 | 0 |
| 3bedrooms | 0 | 27 | 0 | 84 | 16 | 0 | 25 | 19 | 18 | 20 | 0 | 0 |

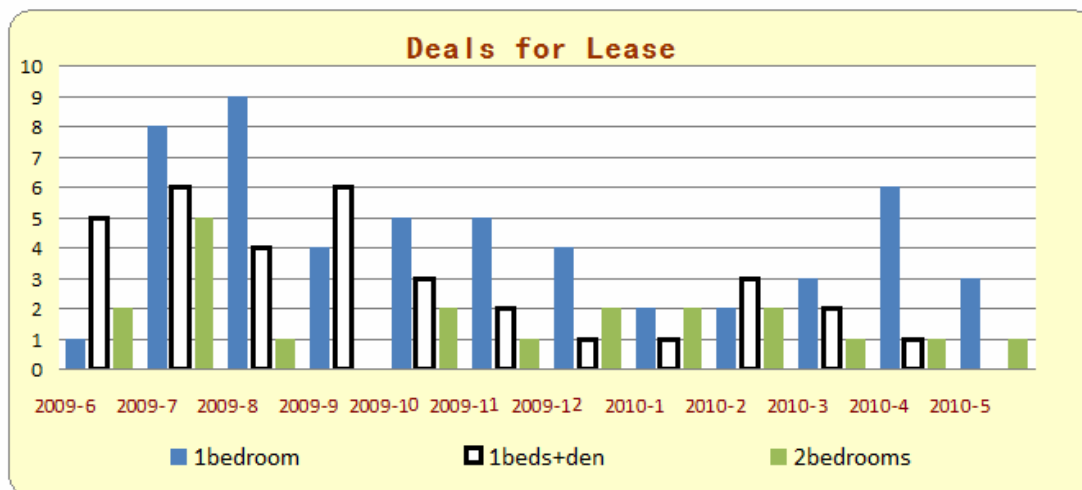
2. Market Watch for Lease

1) Average Price for Lease



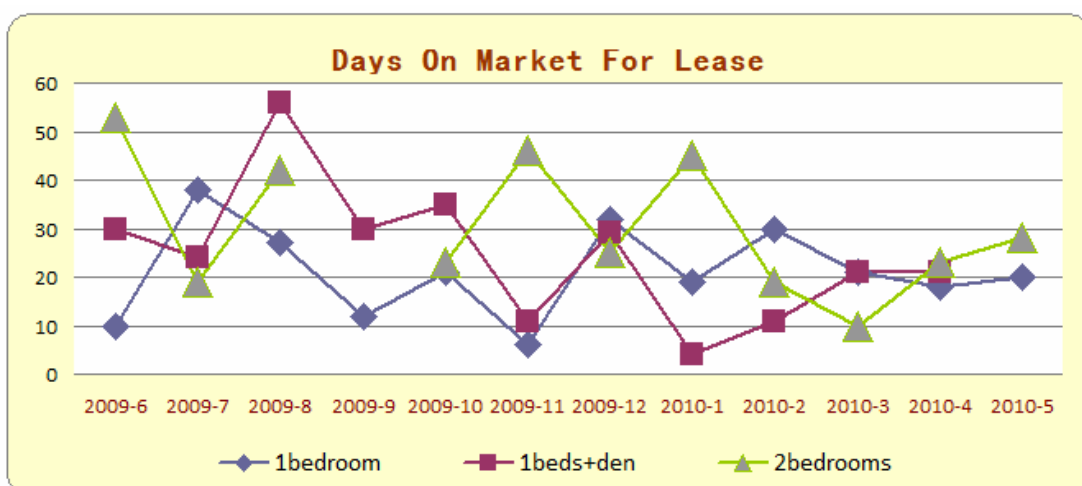
| type | 2009-6 | 2009-7 | 2009-8 | 2009-9 | 2009-10 | 2009-11 | 2009-12 | 2010-1 | 2010-2 | 2010-3 | 2010-4 | 2010-5 |
|-----------|--------|--------|--------|--------|---------|---------|---------|--------|--------|--------|--------|--------|
| bachelor | 0 | 0 | 0 | 0 | 0 | 0 | 0 | 0 | 0 | 0 | 0 | 0 |
| 1bedroom | 1195 | 1238 | 1304 | 1306 | 1307 | 1269 | 1262 | 1270 | 1325 | 1191 | 1289 | 1275 |
| 1beds+den | 1399 | 1441 | 1405 | 1450 | 1466 | 1500 | 1450 | 1425 | 1421 | 1375 | 1400 | 0 |
| 2bedrooms | 1515 | 1743 | 1500 | 0 | 1650 | 1580 | 1912 | 1675 | 1615 | 1750 | 1590 | 1975 |
| 2beds+den | 0 | 1820 | 1900 | 0 | 0 | 0 | 0 | 0 | 0 | 0 | 0 | 0 |
| 3bedrooms | 2195 | 2075 | 2800 | 0 | 2575 | 0 | 0 | 0 | 2300 | 3400 | 2200 | 3300 |

2) Deals For Lease



| type | 2009-6 | 2009-7 | 2009-8 | 2009-9 | 2009-10 | 2009-11 | 2009-12 | 2010-1 | 2010-2 | 2010-3 | 2010-4 | 2010-5 |
|-----------|--------|--------|--------|--------|---------|---------|---------|--------|--------|--------|--------|--------|
| bachelor | 0 | 0 | 0 | 0 | 0 | 0 | 0 | 0 | 0 | 0 | 0 | 0 |
| 1bedroom | 1 | 8 | 9 | 4 | 5 | 5 | 4 | 2 | 2 | 3 | 6 | 3 |
| 1beds+den | 5 | 6 | 4 | 6 | 3 | 2 | 1 | 1 | 3 | 2 | 1 | 0 |
| 2bedrooms | 2 | 5 | 1 | 0 | 2 | 1 | 2 | 2 | 2 | 1 | 1 | 1 |
| 2beds+den | 0 | 2 | 1 | 0 | 0 | 0 | 0 | 0 | 0 | 0 | 0 | 0 |
| 3bedrooms | 1 | 2 | 1 | 0 | 2 | 0 | 0 | 0 | 1 | 1 | 1 | 1 |

3) Days On Market For Lease



| type | 2009-6 | 2009-7 | 2009-8 | 2009-9 | 2009-10 | 2009-11 | 2009-12 | 2010-1 | 2010-2 | 2010-3 | 2010-4 | 2010-5 |
|-----------|--------|--------|--------|--------|---------|---------|---------|--------|--------|--------|--------|--------|
| bachelor | 0 | 0 | 0 | 0 | 0 | 0 | 0 | 0 | 0 | 0 | 0 | 0 |
| 1bedroom | 10 | 38 | 27 | 12 | 21 | 6 | 32 | 19 | 30 | 21 | 18 | 20 |
| 1beds+den | 30 | 24 | 56 | 30 | 35 | 11 | 29 | 4 | 11 | 21 | 21 | 0 |
| 2bedrooms | 53 | 19 | 42 | 0 | 23 | 46 | 25 | 45 | 19 | 10 | 23 | 28 |
| 2beds+den | 0 | 14 | 4 | 0 | 0 | 0 | 0 | 0 | 0 | 0 | 0 | 0 |
| 3bedrooms | 25 | 14 | 12 | 0 | 11 | 0 | 0 | 0 | 35 | 78 | 10 | 25 |

If you want to Subscribe Condo Market Watch and get condo information by weekly, please go to <http://www.mycondolife.ca/lists/?p=subscribe&id=8> to Subscribe.

Or Please email to info@mycondolife.ca to subscribe Your Condo Market Watch.

(Source: Toronto MLS, * All data calculated monthly, the information is for reference only, we assume no responsibility for the

accuracy of data shown.)。