

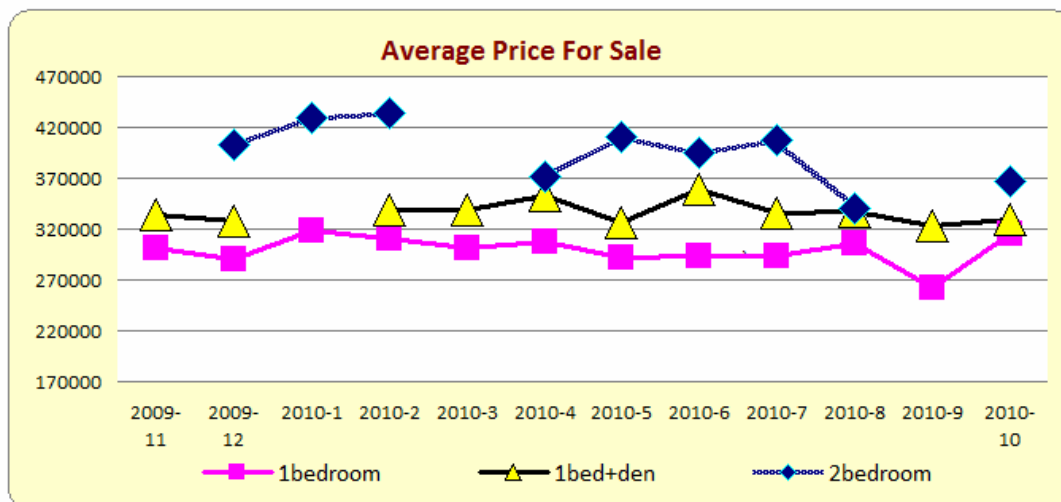
Condo Market Watch

12/16 Yonge st/18 Harbour st

www.mycondolife.ca--Maggie Liu

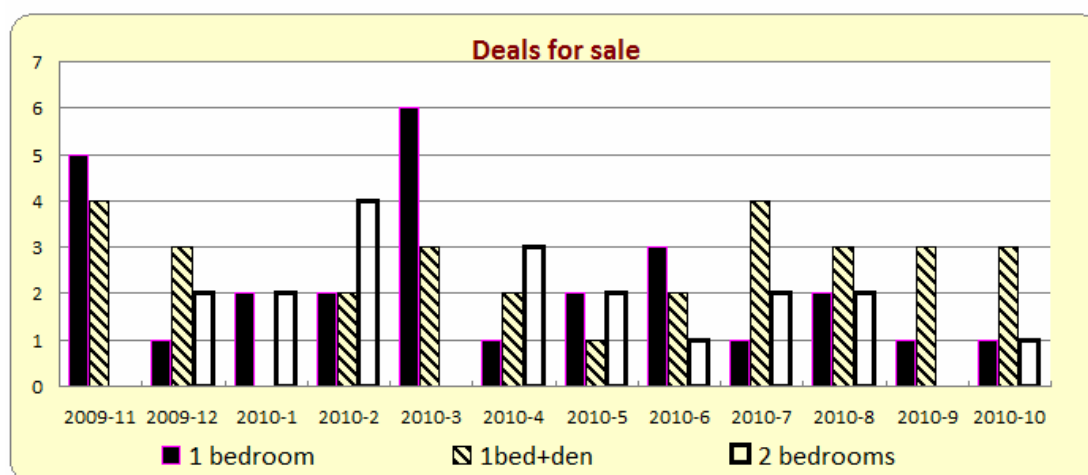
1. Market Watch for Sale

1) Average Price For Sale



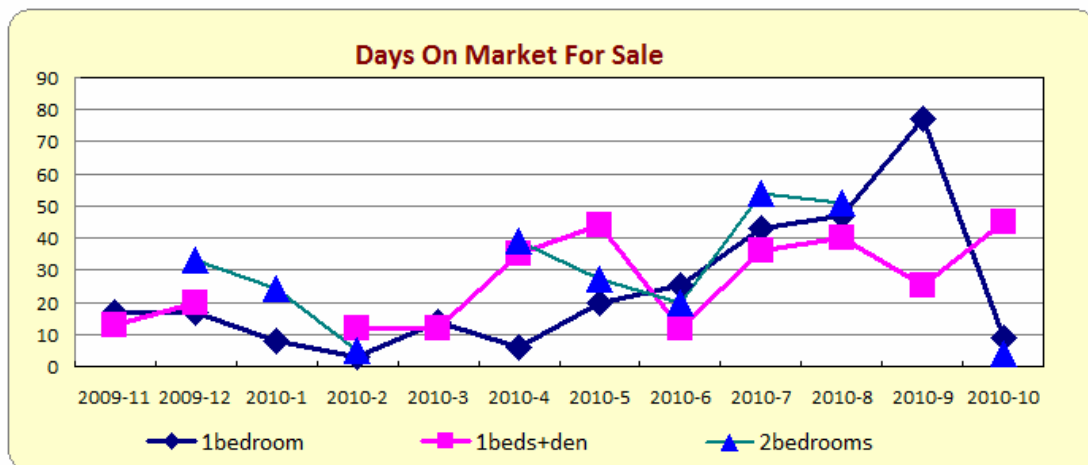
type	2009-11	2009-12	2010-1	2010-2	2010-3	2010-4	2010-5	2010-6	2010-7	2010-8	2010-9	2010-10
bachelor	224000	0	0	0	0	0	227000	0	0	0	0	0
1bedroom	301100	290100	318625	311325	301950	307500	291500	293333	293000	306000	262500	315000
1beds+den	334000	327666	0	338250	338666	353500	325500	359000	335000	337333	323166	330133
2bedrooms	0	402500	429000	434025	0	371333	410500	395000	408000	341000	0	366500
2beds+den	462600	400000	507333	450000	399000	485500	0	480000	0	512000	395000	425000
3bedrooms	0	0	807400	0	0	0	0	0	645000	0	0	0

2) Deals For Sale



type	2009-11	2009-12	2010-1	2010-2	2010-3	2010-4	2010-5	2010-6	2010-7	2010-8	2010-9	2010-10
bachelor	1	0	0	0	0	0	1	0	0	0	0	0
1bedroom	5	1	2	2	6	1	2	3	1	2	1	1
1beds+den	4	3	0	2	3	2	1	2	4	3	3	3
2bedrooms	0	2	2	4	0	3	2	1	2	2	0	1
2beds+den	5	1	3	1	1	4	0	1	0	2	1	1
3bedrooms	0	0	1	0	0	0	0	0	1	0	0	0

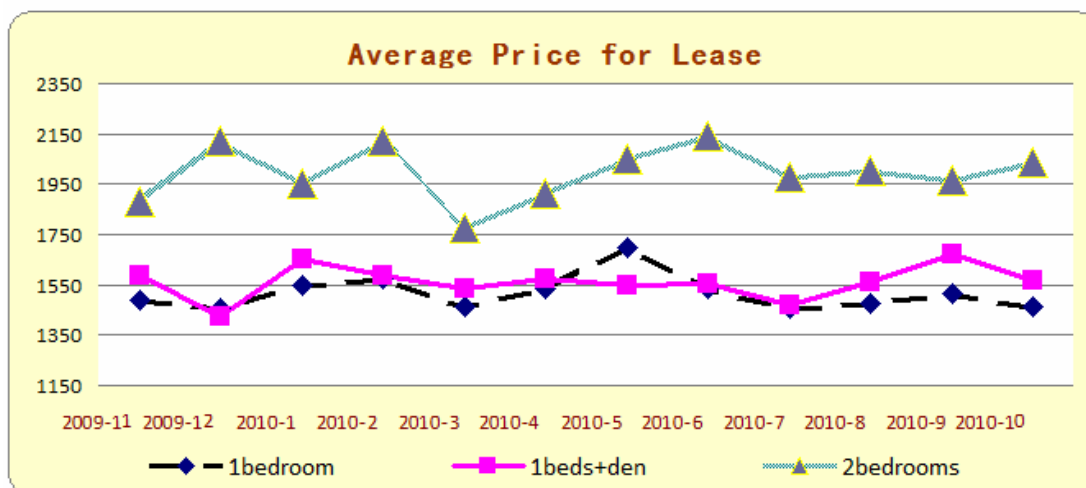
3) Days On Market For Sale



type	2009-11	2009-12	2010-1	2010-2	2010-3	2010-4	2010-5	2010-6	2010-7	2010-8	2010-9	2010-10
bachelor	3	0	0	0	0	0	21	0	0	0	0	0
1bedroom	17	17	8	3	14	6	20	25	43	47	77	9
1beds+den	13	20	0	12	12	35	44	12	36	40	25	45
2bedrooms	0	33	24	5	0	39	27	20	54	51	0	4
2beds+den	14	14	57	11	27	36	0	54	0	44	6	82
3bedrooms	0	0	119	0	0	0	0	0	7	0	0	0

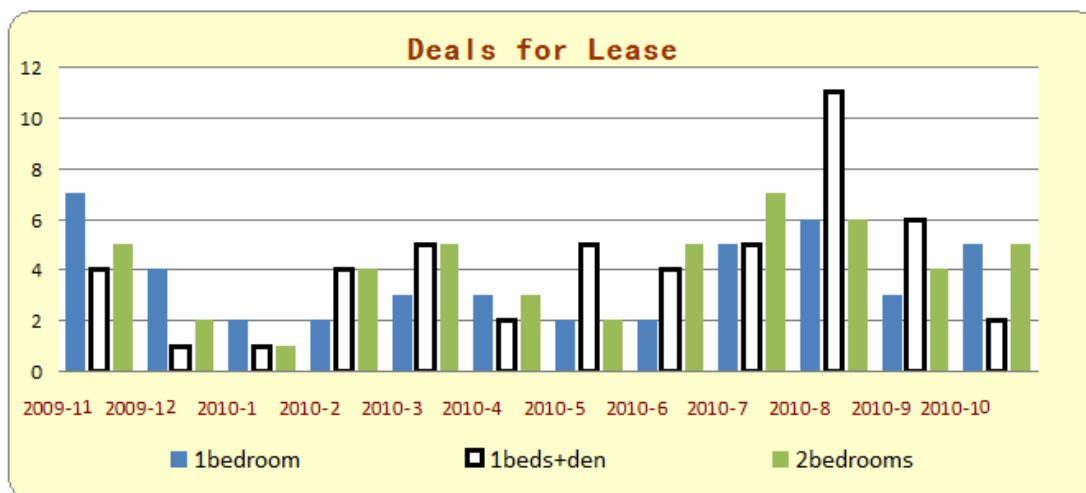
2. Market Watch for Lease

1) Average Price for Lease



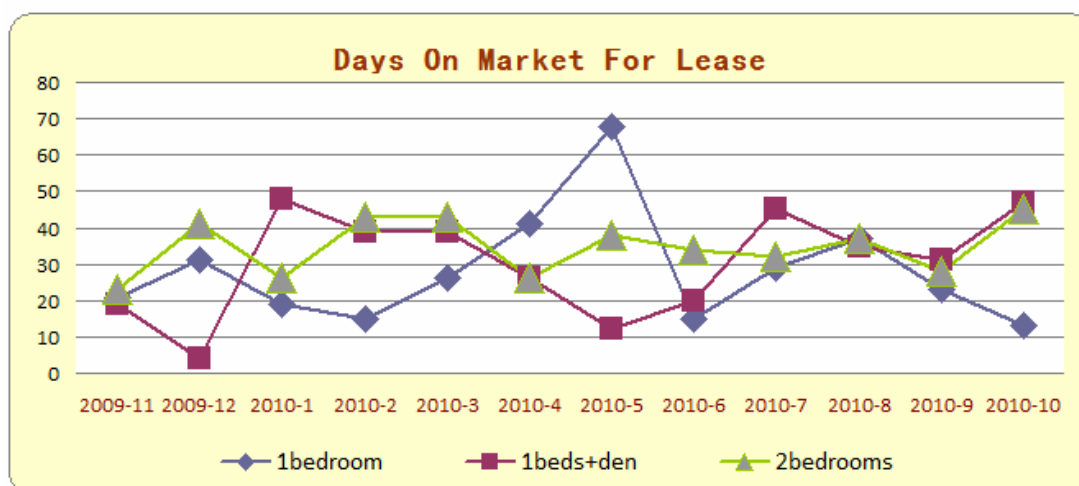
type	2009-11	2009-12	2010-1	2010-2	2010-3	2010-4	2010-5	2010-6	2010-7	2010-8	2010-9	2010-10
bachelor	0	1150	0	0	0	0	0	0	0	0	0	0
1bedroom	1492	1457	1550	1575	1466	1533	1700	1537	1455	1479	1516	1465
1beds+den	1587	1425	1650	1587	1537	1575	1545	1556	1470	1559	1673	1565
2bedrooms	1879	2125	1950	2125	1778	1916	2050	2140	1977	2005	1962	2040
2beds+den	2283	2225	2452	2475	2223	2493	2128	2073	2050	2136	2211	2200
3bedrooms	0	0	0	0	0	0	0	0	4000	0	0	0

2) Deals For Lease



type	2009-11	2009-12	2010-1	2010-2	2010-3	2010-4	2010-5	2010-6	2010-7	2010-8	2010-9	2010-10
bachelor	0	1	0	0	0	0	0	0	0	0	0	0
1bedroom	7	4	2	2	3	3	2	2	5	6	3	5
1beds+den	4	1	1	4	5	2	5	4	5	11	6	2
2bedrooms	5	2	1	4	5	3	2	5	7	6	4	5
2beds+den	3	2	4	2	4	4	7	4	7	11	8	3
3bedrooms	0	0	0	0	0	0	0	0	1	0	0	0

3) Days On Market For Lease



type	2009-11	2009-12	2010-1	2010-2	2010-3	2010-4	2010-5	2010-6	2010-7	2010-8	2010-9	2010-10
bachelor	0	11	0	0	0	0	0	0	0	0	0	0
1bedroom	21	31	19	15	26	41	68	15	29	37	23	13
1beds+den	19	4	48	39	39	26	12	20	45	35	31	47
2bedrooms	23	41	26	43	43	26	38	34	32	37	28	45
2beds+den	52	15	11	58	31	41	17	31	33	36	17	60
3bedrooms	0	0	0	0	0	0	0	0	95	0	0	0

If you want to Subscribe Condo Market Watch and get condo information by weekly, please go to <http://www.mycondolife.ca/lists/?p=subscribe&id=8> to Subscribe.

Or Please email to info@mycondolife.ca to subscribe Your Condo Market Watch.

(Source: Toronto MLS, * All data calculated monthly, the information is for reference only, we assume no responsibility for the

accuracy of data shown.)。