

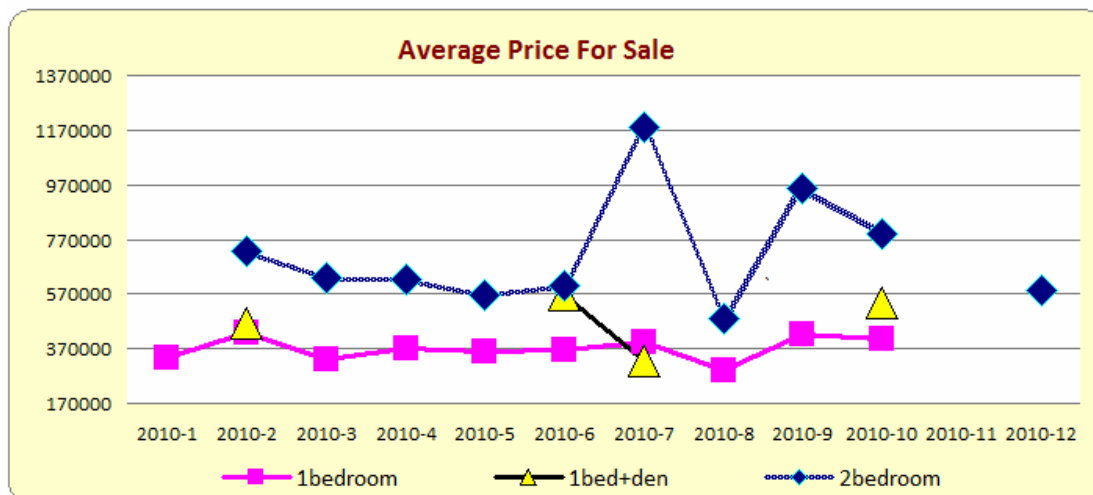
Condo Market Watch

33/55/65/77/99 Harbour

www.mycondolife.ca--Maggie Liu

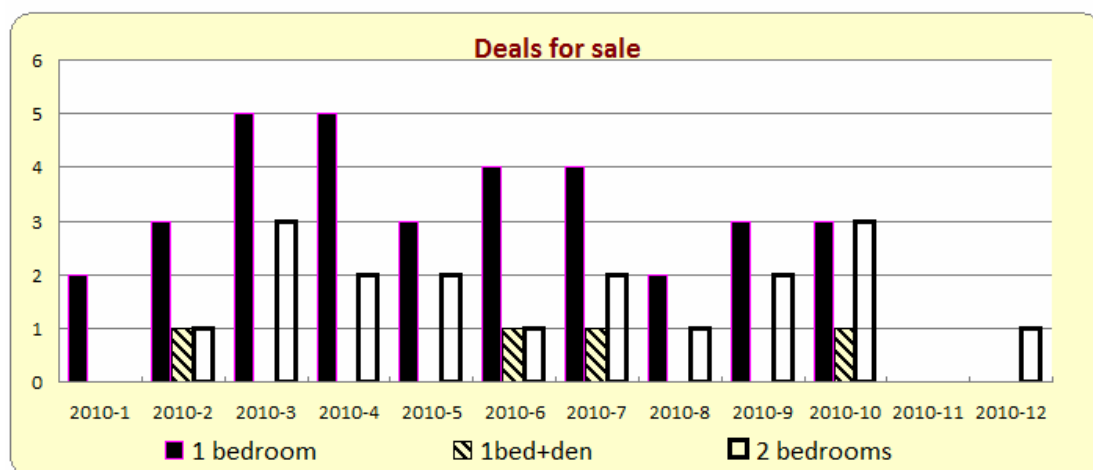
1. Market Watch for Sale

1) Average Price For Sale



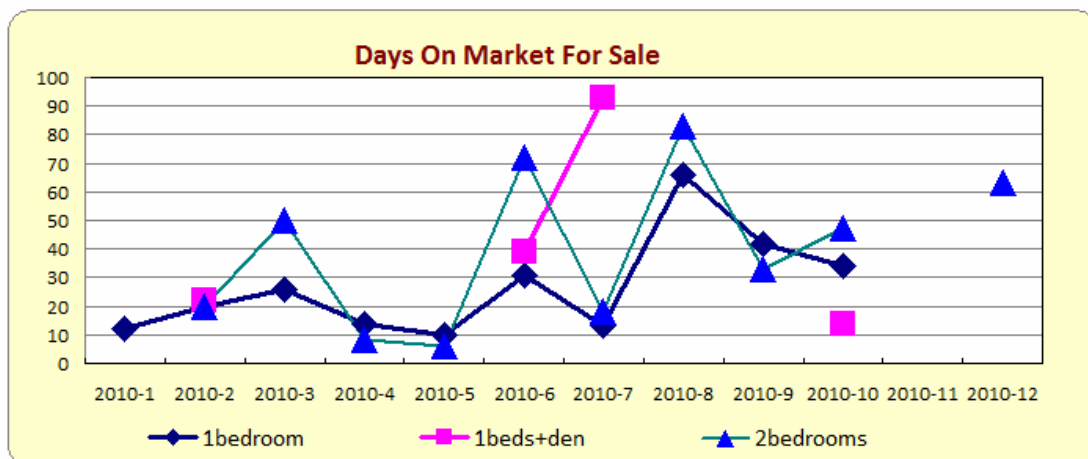
type	2010-1	2010-2	2010-3	2010-4	2010-5	2010-6	2010-7	2010-8	2010-9	2010-10	2010-11	2010-12
bachelor	290000	269900	0	271000	268000	246000	0	274000	290000	0	0	0
1bedroom	336500	427000	330400	373600	362333	366750	391875	291500	420333	408000	0	0
1beds+den	0	460000	0	0	0	565000	326000	0	0	536000	0	0
2bedrooms	0	728000	632000	625500	568500	600000	1179400	480000	956900	788333	0	583800
2beds+den	0	930000	0	750000	0	500000	0	0	0	0	1025000	0
3bedrooms	0	0	0	756500	905000	0	1352000	0	0	0	0	0

2) Deals For Sale



type	2010-1	2010-2	2010-3	2010-4	2010-5	2010-6	2010-7	2010-8	2010-9	2010-10	2010-11	2010-12
bachelor	1	1	0	2	1	4	0	1	1	0	0	0
1bedroom	2	3	5	5	3	4	4	2	3	3	0	0
1beds+den	0	1	0	0	0	1	1	0	0	1	0	0
2bedrooms	0	1	3	2	2	1	2	1	2	3	0	1
2beds+den	0	1	0	1	0	1	0	0	0	0	1	0
3bedrooms	0	0	0	1	2	0	1	0	0	0	0	0

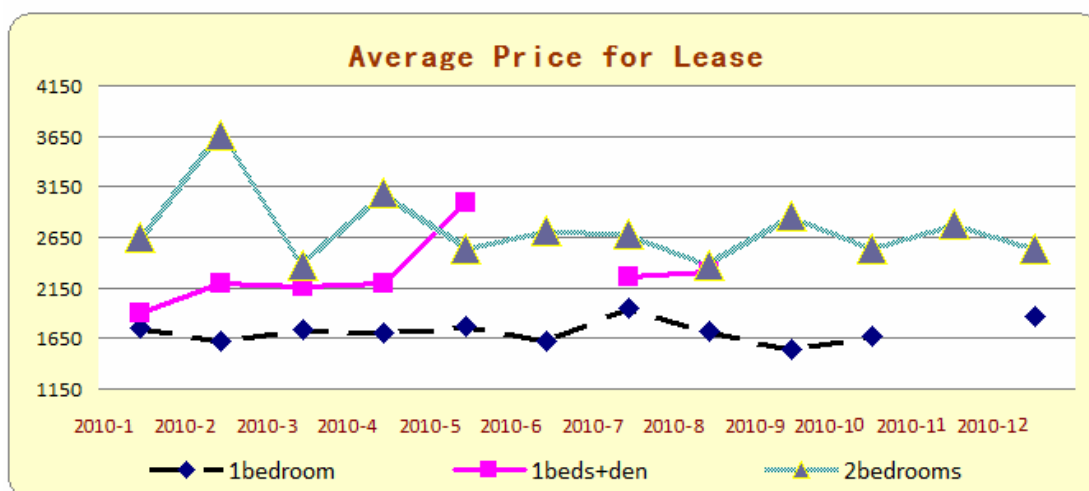
3) Days On Market For Sale



type	2010-1	2010-2	2010-3	2010-4	2010-5	2010-6	2010-7	2010-8	2010-9	2010-10	2010-11	2010-12
bachelor	3	3	0	35	2	28	0	28	102	0	0	0
1bedroom	12	20	26	14	10	31	13	66	42	34	0	0
1beds+den	0	22	0	0	0	39	93	0	0	14	0	0
2bedrooms	0	20	50	8	6	72	18	83	33	47	0	63
2beds+den	0	8	0	18	0	7	0	0	0	0	14	0
3bedrooms	0	0	0	13	18	0	20	0	0	0	0	0

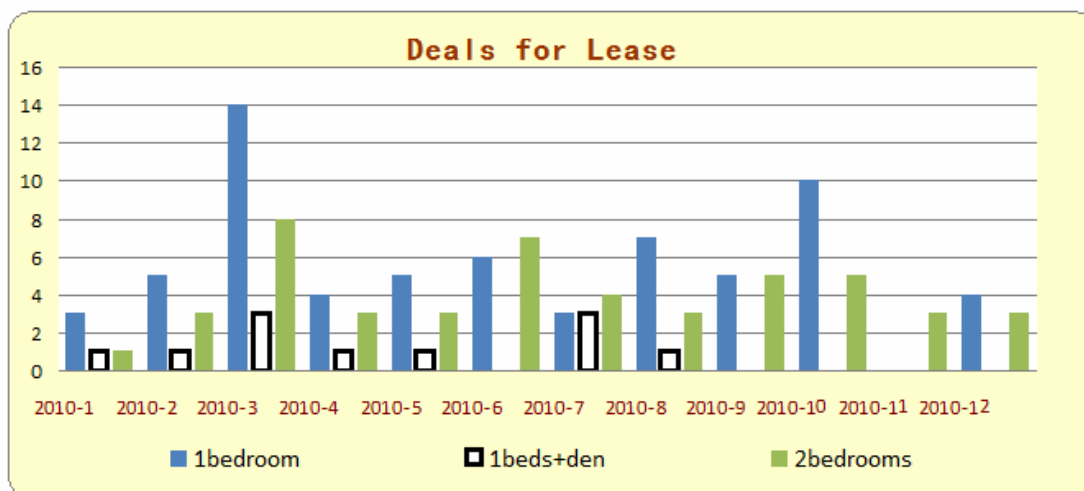
2. Market Watch for Lease

1) Average Price for Lease



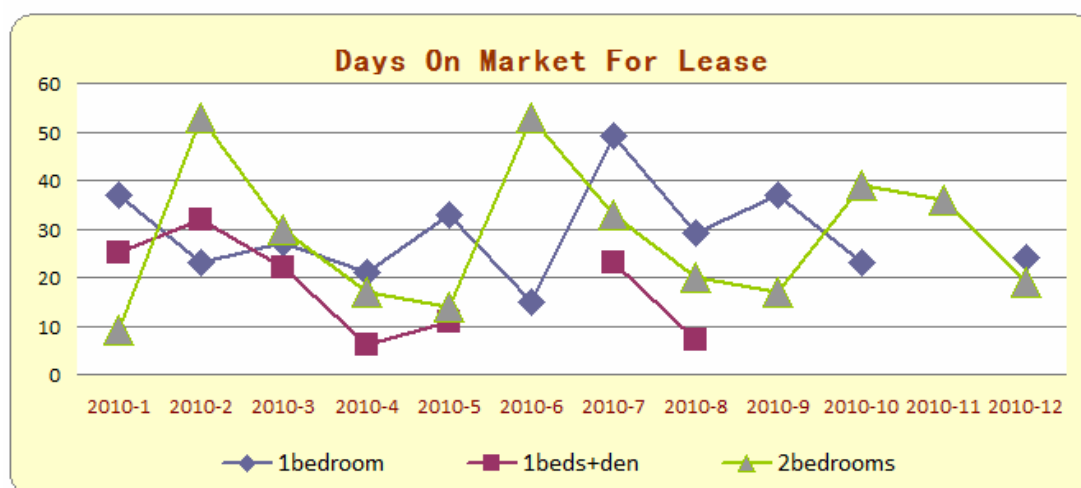
type	2010-1	2010-2	2010-3	2010-4	2010-5	2010-6	2010-7	2010-8	2010-9	2010-10	2010-11	2010-12
bachelor	1475	1250	1350	1387	1262	1300	1259	1333	1331	1450	1308	1230
1bedroom	1758	1620	1742	1711	1771	1630	1950	1726	1535	1665	0	1875
1beds+den	1900	2200	2166	2200	3000	0	2266	2300	0	0	0	0
2bedrooms	2650	3666	2375	3083	2533	2714	2675	2366	2860	2540	2783	2533
2beds+den	3350	0	0	0	3700	3900	0	0	0	3100	0	0
3bedrooms	6000	0	3600	0	7000	4000	4500	0	0	0	3250	0

2) Deals For Lease



type	2010-1	2010-2	2010-3	2010-4	2010-5	2010-6	2010-7	2010-8	2010-9	2010-10	2010-11	2010-12
bachelor	2	3	2	2	2	2	5	3	3	3	3	1
1bedroom	3	5	14	4	5	6	3	7	5	10	0	4
1beds+den	1	1	3	1	1	0	3	1	0	0	0	0
2bedrooms	1	3	8	3	3	7	4	3	5	5	3	3
2beds+den	1	0	0	0	1	1	0	0	0	1	0	0
3bedrooms	1	0	1	0	1	1	1	0	0	0	1	0

3) Days On Market For Lease



type	2010-1	2010-2	2010-3	2010-4	2010-5	2010-6	2010-7	2010-8	2010-9	2010-10	2010-11	2010-12
bachelor	28	26	37	36	31	14	46	10	23	15	20	9
1bedroom	37	23	27	21	33	15	49	29	37	23	0	24
1beds+den	25	32	22	6	11	0	23	7	0	0	0	0
2bedrooms	9	53	30	17	14	53	33	20	17	39	36	19
2beds+den	35	0	0	0	91	26	0	0	0	13	0	0
3bedrooms	0	0	38	0	25	71	115	0	0	0	13	0

Next: [11/15 Brunel](#) Market Watch will be available next week!

If you want to Subscribe Condo Market Watch and get condo information by weekly, please go to <http://www.mycondolife.ca/lists/?p=subscribe&id=8> to Subscribe.

Or Please email to info@mycondolife.ca to subscribe Your Condo Market Watch.

(Source: Toronto MLS, * All data calculated monthly, the information is for reference only, we assume no responsibility for the accuracy of data shown.)