

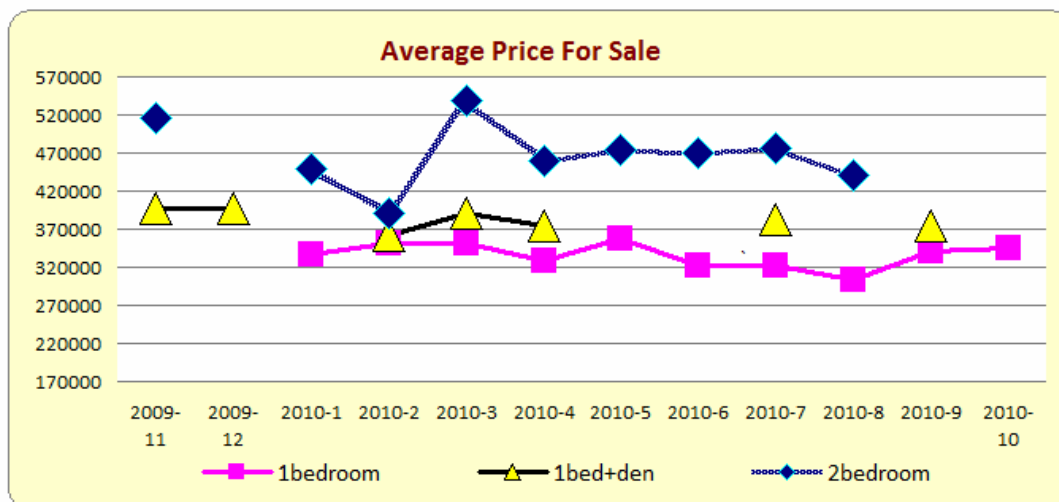
# Condo Market Watch

801/887/889/909 bay st

www.mycondolife.ca

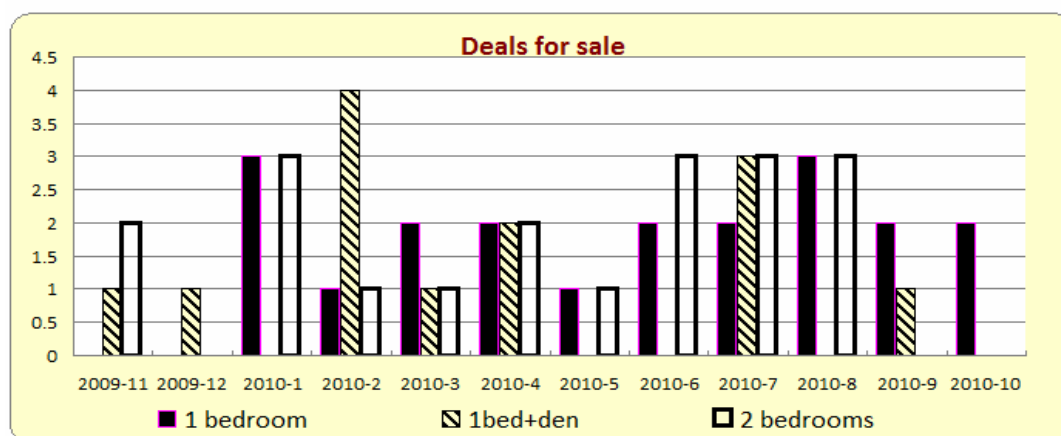
## 1. Market Watch for Sale

### 1) Average Price For Sale



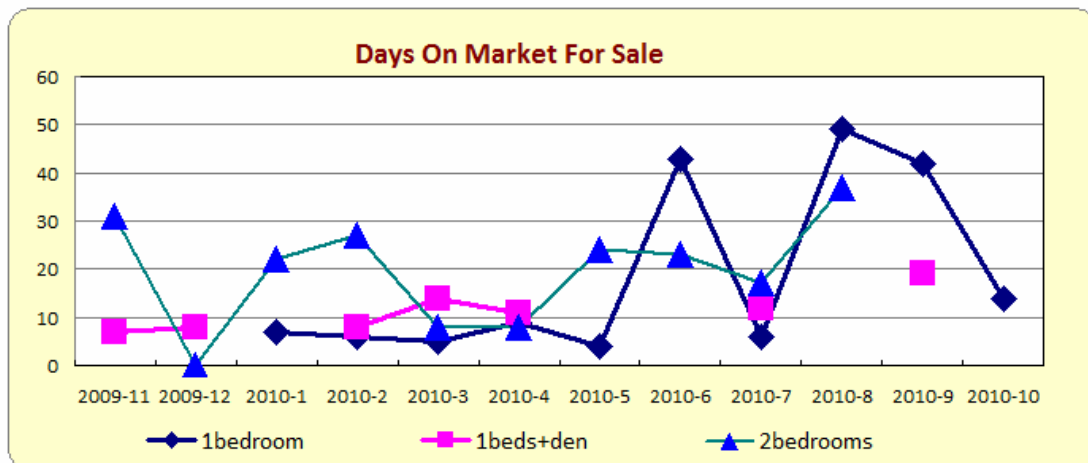
type	2009-11	2009-12	2010-1	2010-2	2010-3	2010-4	2010-5	2010-6	2010-7	2010-8	2010-9	2010-10
bachelor	0	0	0	0	0	0	0	0	0	0	0	0
1bedroom	0	0	335666	351600	351000	327500	358000	322500	322450	303000	341250	344500
1beds+den	396616	397000	0	360875	391000	375050	0	0	381666	0	375000	0
2bedrooms	516000	0	449333	391250	538000	459450	475000	470293	476666	441000	0	0
2beds+den	0	0	0	517500	0	0	0	0	0	0	0	0
3bedrooms	738000	0	0	0	0	0	0	0	0	0	0	0

### 2) Deals For Sale



type	2009-11	2009-12	2010-1	2010-2	2010-3	2010-4	2010-5	2010-6	2010-7	2010-8	2010-9	2010-10
bachelor	0	0	0	0	0	0	0	0	0	0	0	0
1bedroom	0	0	3	1	2	2	1	2	2	3	2	2
1beds+den	1	1	0	4	1	2	0	0	3	0	1	0
2bedrooms	2	0	3	1	1	2	1	3	3	3	0	0
2beds+den	0	0	0	2	0	0	0	0	0	0	0	0
3bedrooms	1	0	0	0	0	0	0	0	0	0	0	0

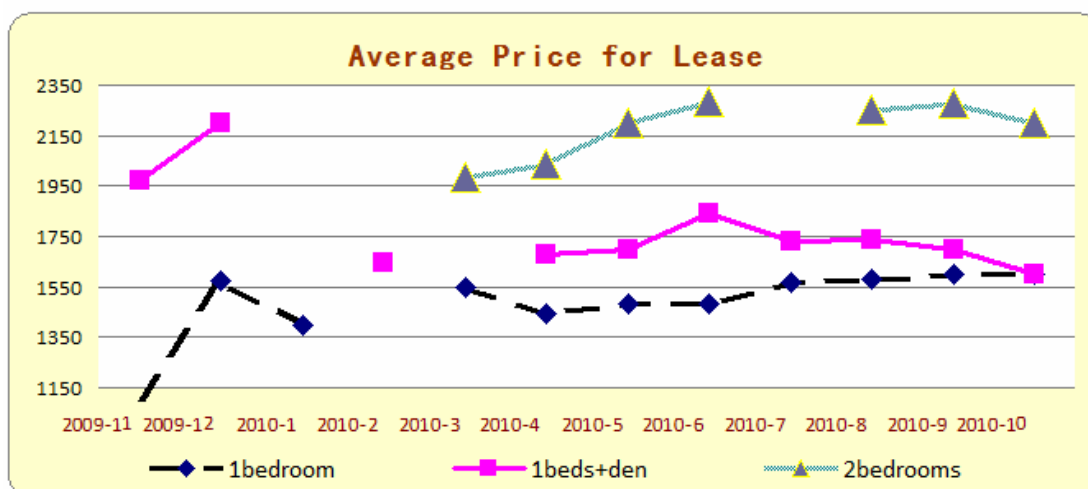
### 3) Days On Market For Sale



type	2009-11	2009-12	2010-1	2010-2	2010-3	2010-4	2010-5	2010-6	2010-7	2010-8	2010-9	2010-10
bachelor	0	0	0	0	0	0	0	0	0	0	0	0
1bedroom	0	0	7	6	5	9	4	43	6	49	42	14
1beds+den	7	8	0	8	14	11	0	0	12	0	19	0
2bedrooms	31	0	22	27	8	8	24	23	17	37	0	0
2beds+den	0	0	0	19	0	0	0	0	0	0	0	0
3bedrooms	56	0	0	0	0	0	0	0	0	0	0	0

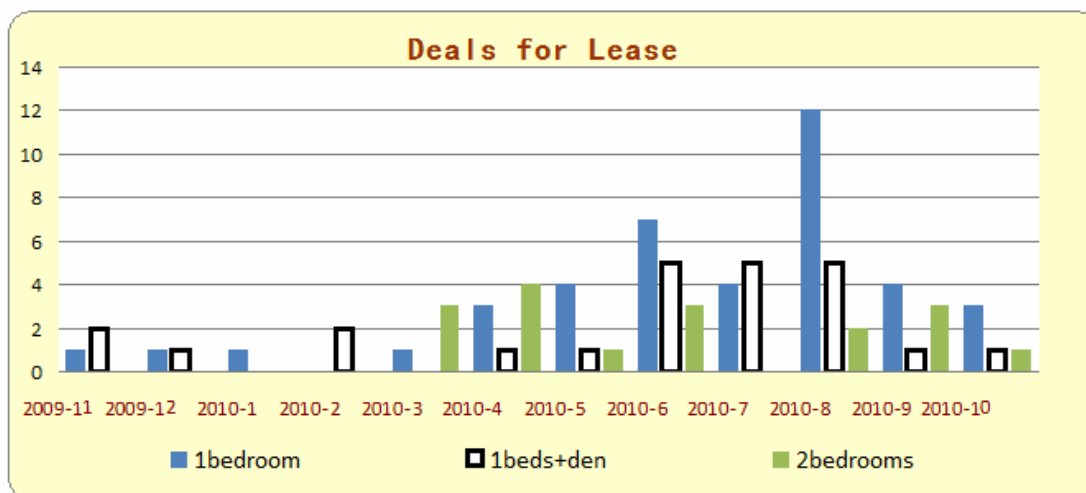
## 2. Market Watch for Lease

### 1) Average Price for Lease



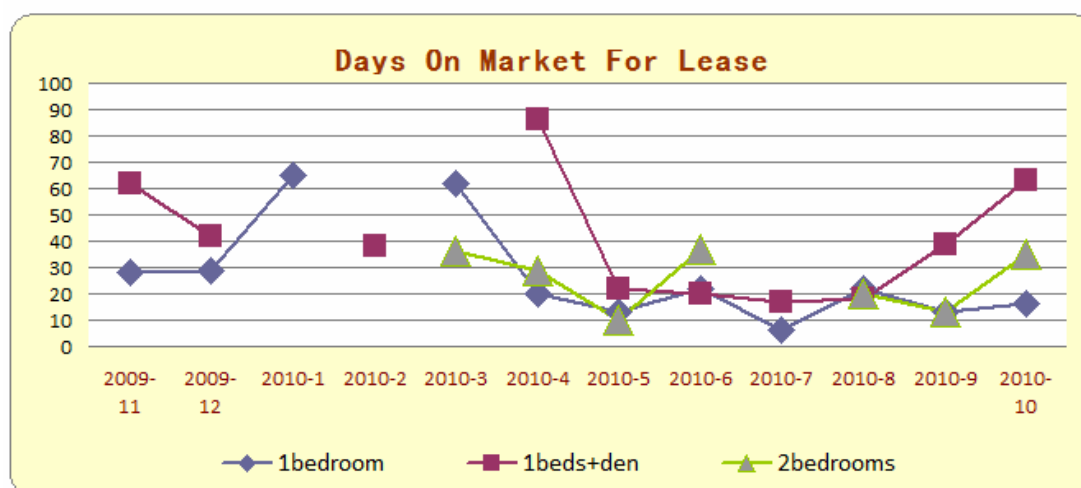
type	2009-11	2009-12	2010-1	2010-2	2010-3	2010-4	2010-5	2010-6	2010-7	2010-8	2010-9	2010-10
bachelor	0	0	0	0	0	0	0	0	0	0	0	0
1bedroom	1100	1575	1400	0	1550	1441	1481	1485	1568	1580	1598	1600
1beds+den	1975	2200	0	1647	0	1680	1700	1840	1729	1736	1695	1600
2bedrooms	0	0	0	0	1983	2035	2200	2283	0	2250	2280	2200
2beds+den	0	0	1700	2595	3300	0	2550	0	0	0	0	0
3bedrooms	0	0	0	0	2800	0	0	0	0	0	0	0

### 2) Deals For Lease



type	2009-11	2009-12	2010-1	2010-2	2010-3	2010-4	2010-5	2010-6	2010-7	2010-8	2010-9	2010-10
bachelor	0	0	0	0	0	0	0	0	0	0	0	0
1bedroom	1	1	1	0	1	3	4	7	4	12	4	3
1beds+den	2	1	0	2	0	1	1	5	5	5	1	1
2bedrooms	0	0	0	0	3	4	1	3	0	2	3	1
2beds+den	0	0	1	1	1	0	1	0	0	0	0	0
3bedrooms	0	0	0	0	1	0	0	0	0	0	0	0

3) Days On Market For Lease



type	2009-11	2009-12	2010-1	2010-2	2010-3	2010-4	2010-5	2010-6	2010-7	2010-8	2010-9	2010-10
bachelor	0	0	0	0	0	0	0	0	0	0	0	0
1bedroom	28	29	65	0	62	20	13	22	6	22	13	16
1beds+den	62	42	0	38	0	86	22	20	17	18	39	63
2bedrooms	0	0	0	0	36	29	10	37	0	20	13	35
2beds+den	0	0	46	7	24	0	5	0	0	0	0	0
3bedrooms	0	0	0	0	6	0	0	0	0	0	0	0

If you want to Subscribe Condo Market Watch and get condo information by weekly, please go to <http://www.mycondolife.ca/lists/?p=subscribe&id=8> to Subscribe.

Or Please email to info@mycondolife.ca to subscribe Your Condo Market Watch.

(Source: Toronto MLS, \* All data calculated monthly, the information is for reference only, we assume no responsibility for the

accuracy of data shown. )。