

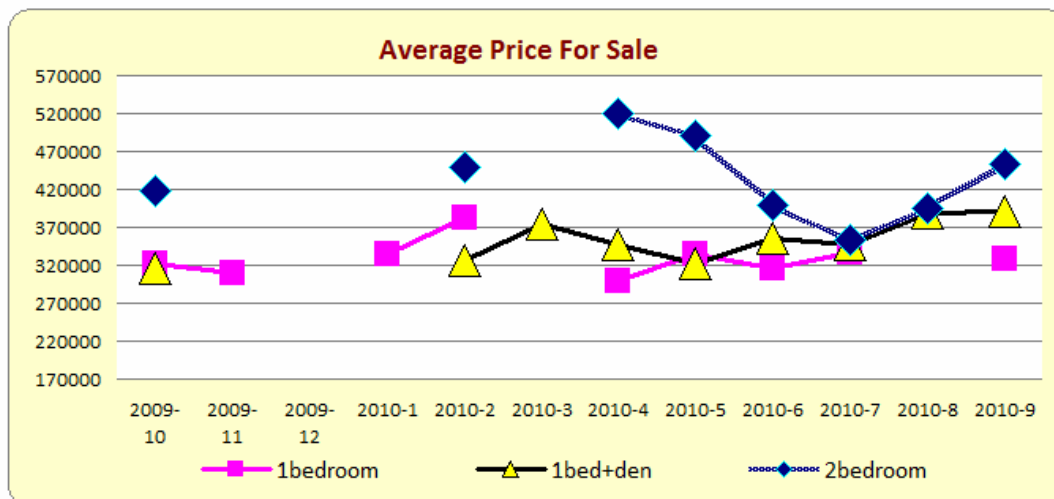
# Condo Market Watch

21/25 Carlton st--2010/10/01

www.mycondolife.ca--Maggie Liu

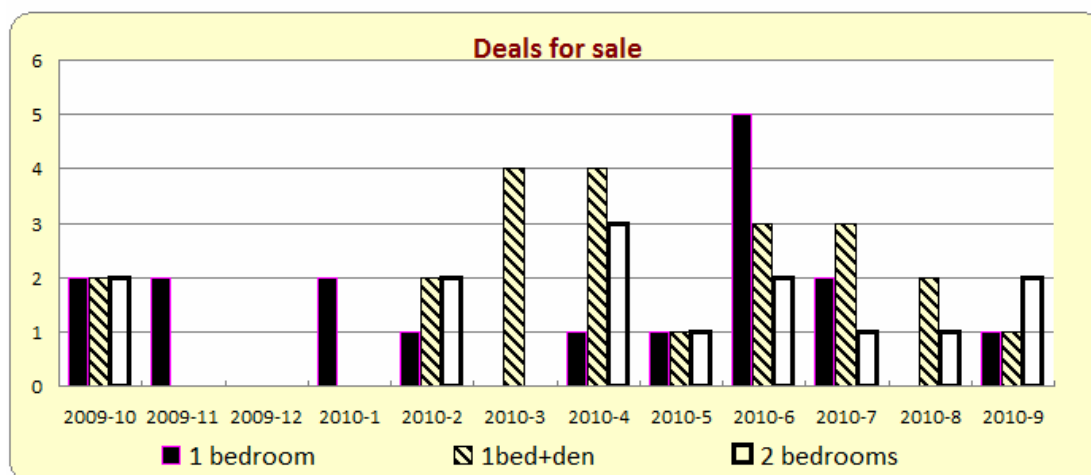
## 1. Market Watch for Sale

### 1) Average Price For Sale



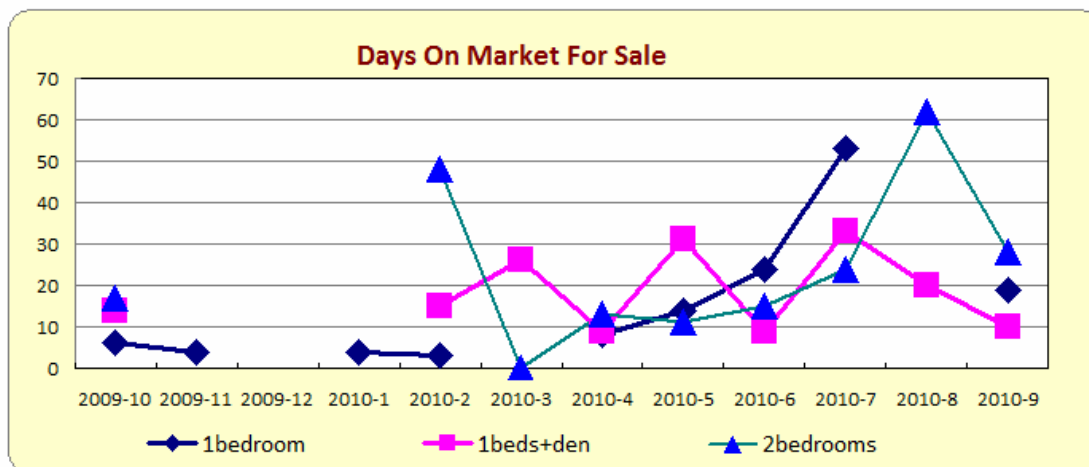
type	2009-10	2009-11	2009-12	2010-1	2010-2	2010-3	2010-4	2010-5	2010-6	2010-7	2010-8	2010-9
bachelor	0	0	225500	0	208000	239000	0	234900	228000	0	228000	190000
1bedroom	321500	309500	0	335000	382500	0	300000	335000	316275	337500	0	328000
1beds+den	316250	0	0	0	326000	373375	347075	323000	355083	346333	388750	390000
2bedrooms	418250	0	0	0	449650	0	519699	490000	399000	353000	394888	452500
2beds+den	0	0	0	0	1E+06	589000	0	0	0	0	0	0
3bedrooms	0	0	0	0	0	0	0	0	0	0	0	0

### 2) Deals For Sale



type	2009-10	2009-11	2009-12	2010-1	2010-2	2010-3	2010-4	2010-5	2010-6	2010-7	2010-8	2010-9
bachelor	0	0	1	0	1	1	0	1	1	0	1	1
1bedroom	2	2	0	2	1	0	1	1	5	2	0	1
1beds+den	2	0	0	0	2	4	4	1	3	3	2	1
2bedrooms	2	0	0	0	2	0	3	1	2	1	1	2
2beds+den	0	0	0	0	1	1	0	0	0	0	0	0
3bedrooms	0	0	0	0	0	0	0	0	0	0	0	0

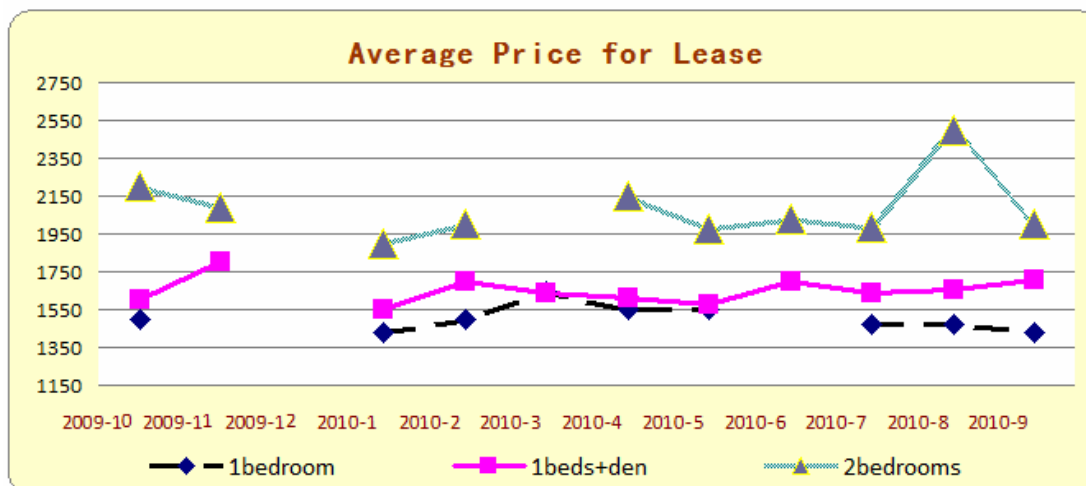
### 3) Days On Market For Sale



type	2009-10	2009-11	2009-12	2010-1	2010-2	2010-3	2010-4	2010-5	2010-6	2010-7	2010-8	2010-9
bachelor	0	0	11	0	4	4	0	7	17	0	5	25
1bedroom	6	4	0	4	3	0	8	14	24	53	0	19
1beds+den	14	0	0	0	15	26	9	31	9	33	20	10
2bedrooms	17	0	0	0	48	0	13	11	15	24	62	28
2beds+den	0	0	0	0	161	5	0	0	0	0	0	0
3bedrooms	0	0	0	0	0	0	0	0	0	0	0	0

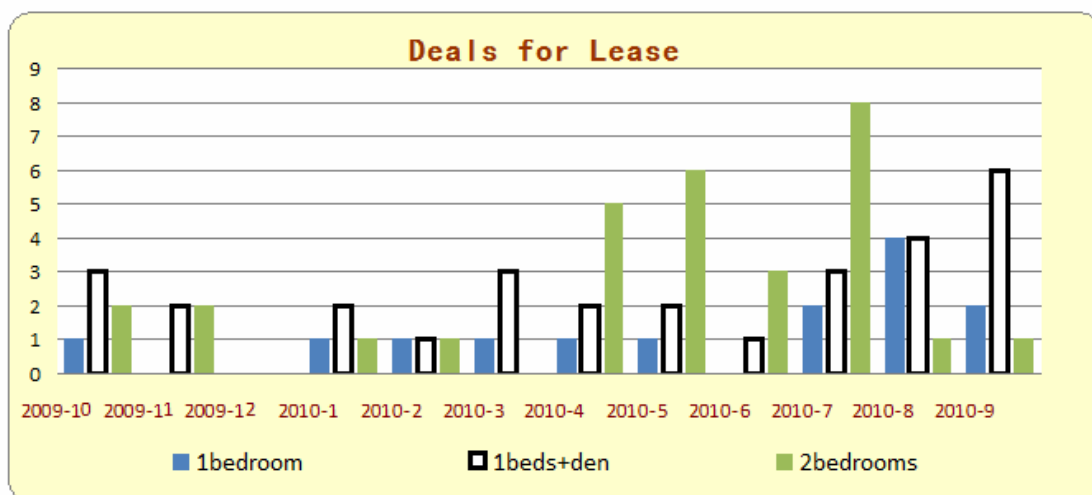
## 2. Market Watch for Lease

### 1) Average Price for Lease



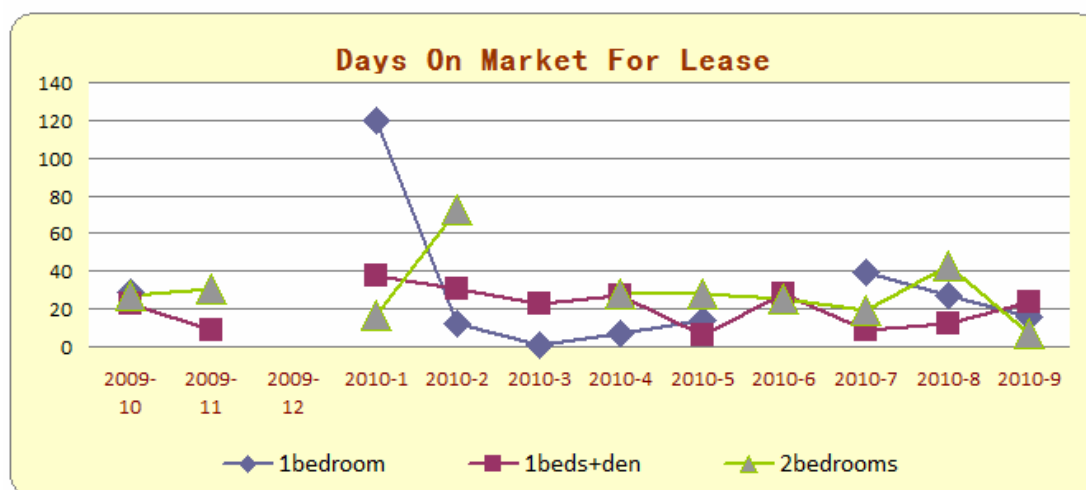
type	2009-10	2009-11	2009-12	2010-1	2010-2	2010-3	2010-4	2010-5	2010-6	2010-7	2010-8	2010-9
bachelor	1225	0	1180	0	0	0	1300	0	1240	1243	0	1380
1bedroom	1500	0	0	1425	1500	1650	1550	1550	0	1475	1473	1425
1beds+den	1600	1800	0	1550	1700	1641	1612	1572	1700	1633	1654	1704
2bedrooms	2200	2090	0	1900	2000	0	2150	1979	2025	1988	2500	2000
2beds+den	0	0	0	0	0	0	0	0	0	0	0	0
3bedrooms	0	0	0	0	0	4000	0	0	3200	0	0	0

### 2) Deals For Lease



type	2009-10	2009-11	2009-12	2010-1	2010-2	2010-3	2010-4	2010-5	2010-6	2010-7	2010-8	2010-9
bachelor	2	0	1	0	0	0	1	0	2	3	0	1
1bedroom	1	0	0	1	1	1	1	1	0	2	4	2
1beds+den	3	2	0	2	1	3	2	2	1	3	4	6
2bedrooms	2	2	0	1	1	0	5	6	3	8	1	1
2beds+den	0	0	0	0	0	0	0	0	0	0	0	0
3bedrooms	0	0	0	0	0	1	0	0	1	0	0	0

3) Days On Market For Lease



type	2009-10	2009-11	2009-12	2010-1	2010-2	2010-3	2010-4	2010-5	2010-6	2010-7	2010-8	2010-9
bachelor	26	0	22	0	0	0	10	0	6	12	0	5
1bedroom	29	0	0	120	12	1	7	14	0	39	27	16
1beds+den	23	9	0	38	31	23	27	6	28	9	12	24
2bedrooms	27	31	0	17	73	0	28	28	25	19	43	7
2beds+den	0	0	0	0	0	0	0	0	0	0	0	0
3bedrooms	0	0	0	0	0	49	0	0	102	0	0	0

If you want to Subscribe Condo Market Watch and get condo information by weekly, please go to <http://www.mycondolife.ca/lists/?p=subscribe&id=8> to Subscribe.

Or Please email to info@mycondolife.ca to subscribe Your Condo Market Watch.

(Source: Toronto MLS, \* All data calculated monthly, the information is for reference only, we assume no responsibility for the

accuracy of data shown. )。