

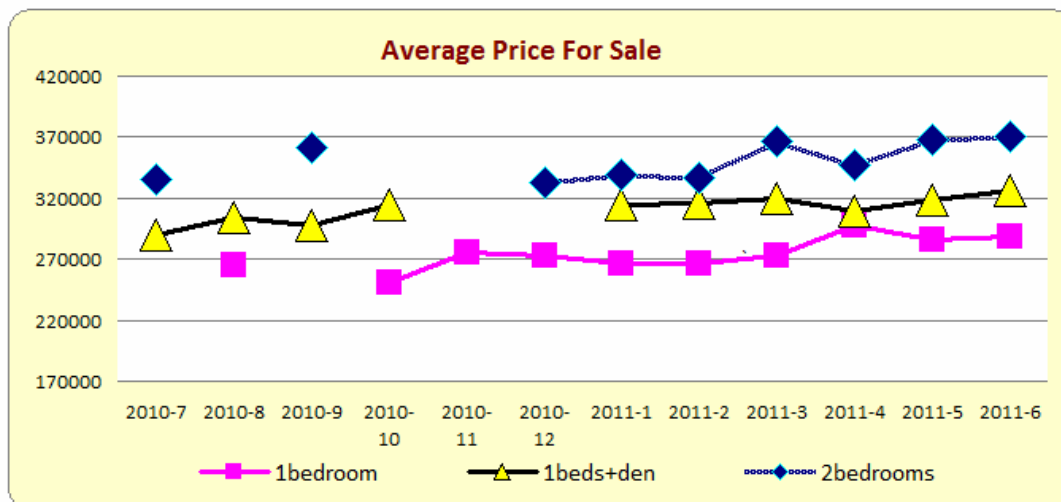
Condo Market Watch

4968/4978 Yonge St

www.mycondolife.ca--Maggie Liu

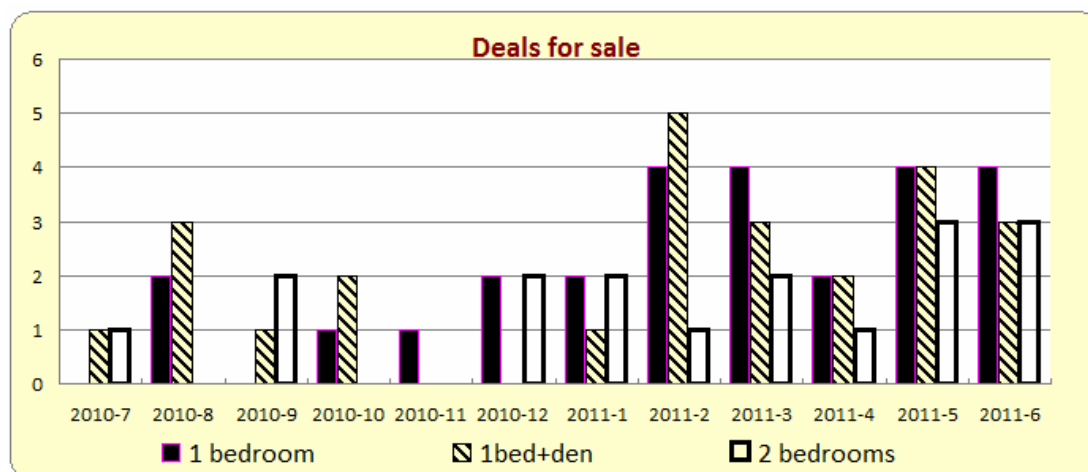
1. Market Watch for Sale

1) Average Price For Sale



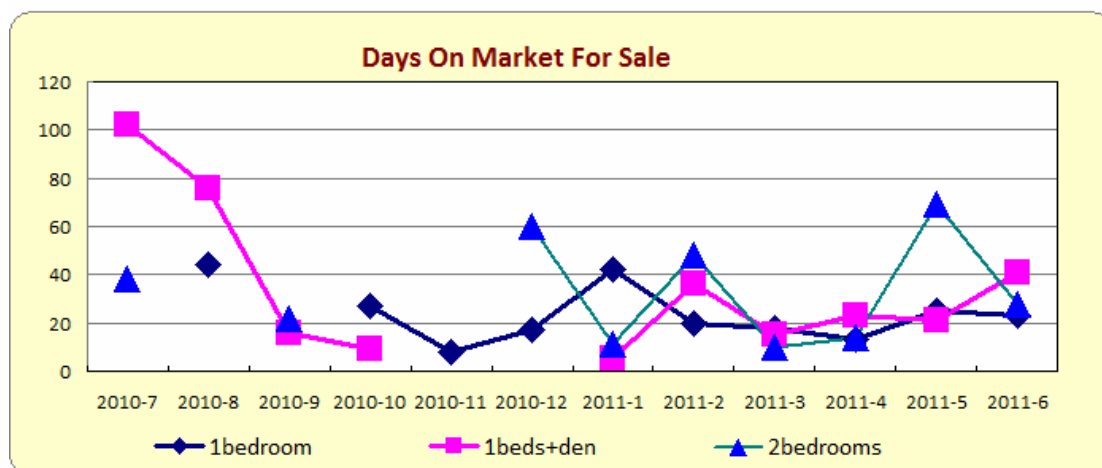
type	2010-7	2010-8	2010-9	2010-10	2010-11	2010-12	2011-1	2011-2	2011-3	2011-4	2011-5	2011-6
bachelor	0	0	0	0	0	0	0	0	0	0	0	0
1bedroom	0	265000	0	251000	275000	273000	266750	266250	272800	297500	286500	288375
1beds+den	290000	303666	298000	314500	0	0	314500	315200	319333	309499	318875	326833
2bedrooms	335000	0	362000	0	0	332500	338900	337000	366000	346500	368333	371000
2beds+den	399000	390000	390000	0	408000	393000	0	0	425000	439800	580000	517500
3bedrooms	420000	414500	0	533500	0	0	0	630700	582000	417000	0	0

2) Deals For Sale



type	2010-7	2010-8	2010-9	2010-10	2010-11	2010-12	2011-1	2011-2	2011-3	2011-4	2011-5	2011-6
bachelor	0	0	0	0	0	0	0	0	0	0	0	0
1bedroom	0	2	0	1	1	2	2	4	4	2	4	4
1beds+den	1	3	1	2	0	0	1	5	3	2	4	3
2bedrooms	1	0	2	0	0	2	2	1	2	1	3	3
2beds+den	1	1	1	0	1	1	0	0	1	1	1	2
3bedrooms	1	2	0	2	0	0	0	3	2	1	0	0

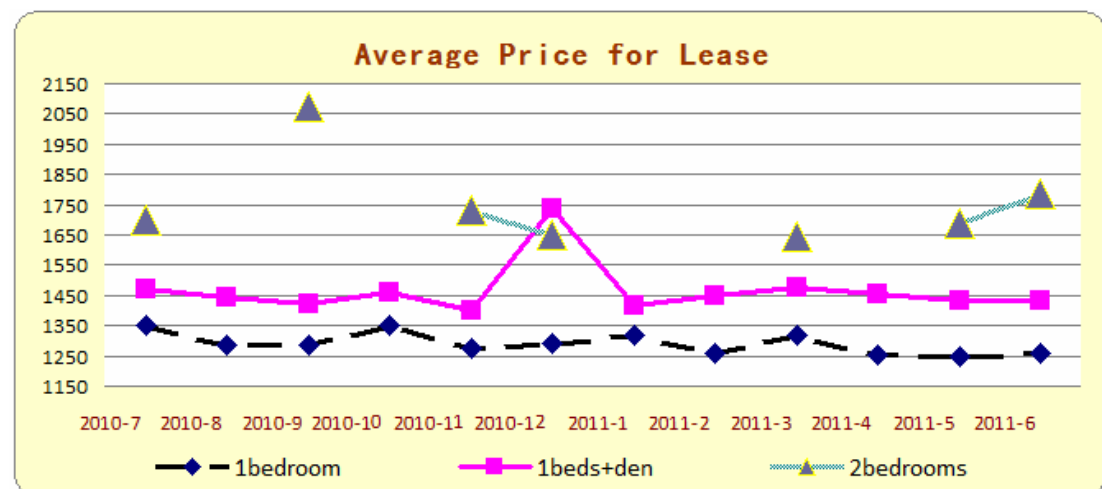
3) Days On Market For Sale



type	2010-7	2010-8	2010-9	2010-10	2010-11	2010-12	2011-1	2011-2	2011-3	2011-4	2011-5	2011-6
bachelor	0	0	0	0	0	0	0	0	0	0	0	0
1bedroom	0	44	0	27	8	17	42	20	18	13	25	23
1beds+den	102	76	16	9	0	0	5	36	15	23	21	41
2bedrooms	38	0	22	0	0	60	11	48	10	14	69	28
2beds+den	35	87	21	0	61	36	0	0	28	25	9	33
3bedrooms	55	18	0	34	0	0	0	16	63	10	0	0

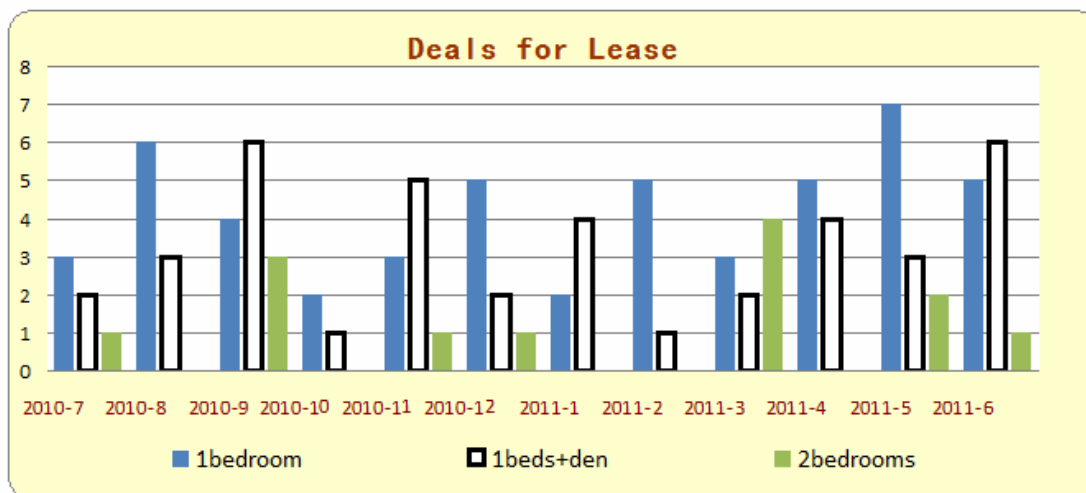
2. Market Watch for Lease

1) Average Price for Lease



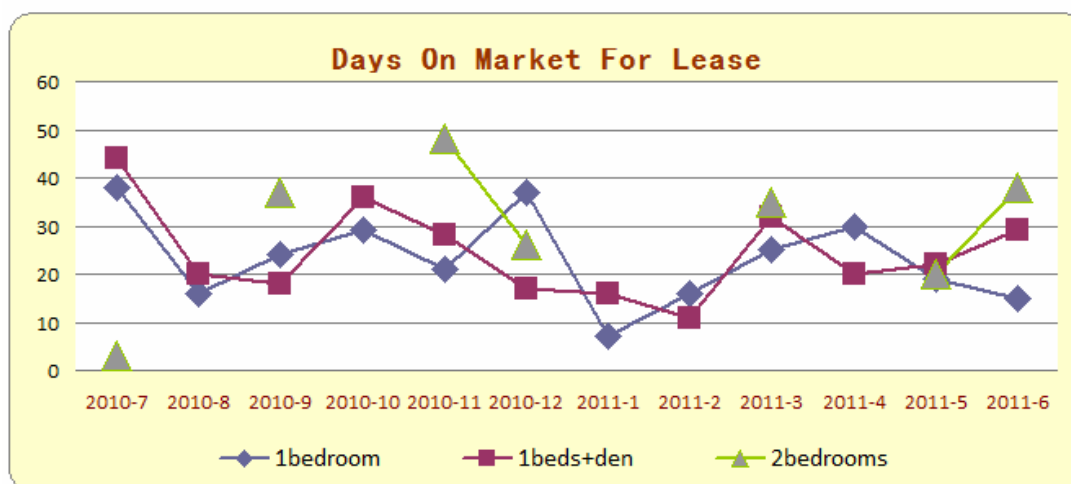
type	2010-7	2010-8	2010-9	2010-10	2010-11	2010-12	2011-1	2011-2	2011-3	2011-4	2011-5	2011-6
bachelor	0	0	0	0	0	0	0	0	0	0	0	0
1bedroom	1350	1286	1288	1350	1276	1294	1320	1256	1316	1253	1247	1259
1beds+den	1470	1446	1421	1460	1400	1735	1418	1450	1475	1452	1431	1434
2bedrooms	1700	0	2073	0	1730	1650	0	0	1644	0	1687	1785
2beds+den	1950	2000	0	1865	1990	0	2000	1850	2000	0	0	0
3bedrooms	2950	2000	0	2900	0	0	2300	0	0	0	0	2100

2) Deals For Lease



type	2010-7	2010-8	2010-9	2010-10	2010-11	2010-12	2011-1	2011-2	2011-3	2011-4	2011-5	2011-6
bachelor	0	0	0	0	0	0	0	0	0	0	0	0
1bedroom	3	6	4	2	3	5	2	5	3	5	7	5
1beds+den	2	3	6	1	5	2	4	1	2	4	3	6
2bedrooms	1	0	3	0	1	1	0	0	4	0	2	1
2beds+den	2	2	0	2	1	0	1	1	1	0	0	0
3bedrooms	2	1	0	1	0	0	1	0	0	0	0	1

3) Days On Market For Lease



type	2010-7	2010-8	2010-9	2010-10	2010-11	2010-12	2011-1	2011-2	2011-3	2011-4	2011-5	2011-6
bachelor	0	0	0	0	0	0	0	0	0	0	0	0
1bedroom	38	16	24	29	21	37	7	16	25	30	19	15
1beds+den	44	20	18	36	28	17	16	11	32	20	22	29
2bedrooms	3	0	37	0	48	26	0	0	35	0	20	38
2beds+den	5	19	0	29	53	0	12	23	25	0	0	0
3bedrooms	24	4	0	23	0	0	6	0	0	0	0	2

If you want to Subscribe Condo Market Watch and get condo information by weekly, please go to <http://www.mycondolife.ca/lists/?p=subscribe&id=8> to Subscribe.

Or Please email to info@mycondolife.ca to subscribe Your Condo Market Watch.

(Source: Toronto MLS, * All data calculated monthly, the information is for reference only, we assume no responsibility for the accuracy of data shown.)