

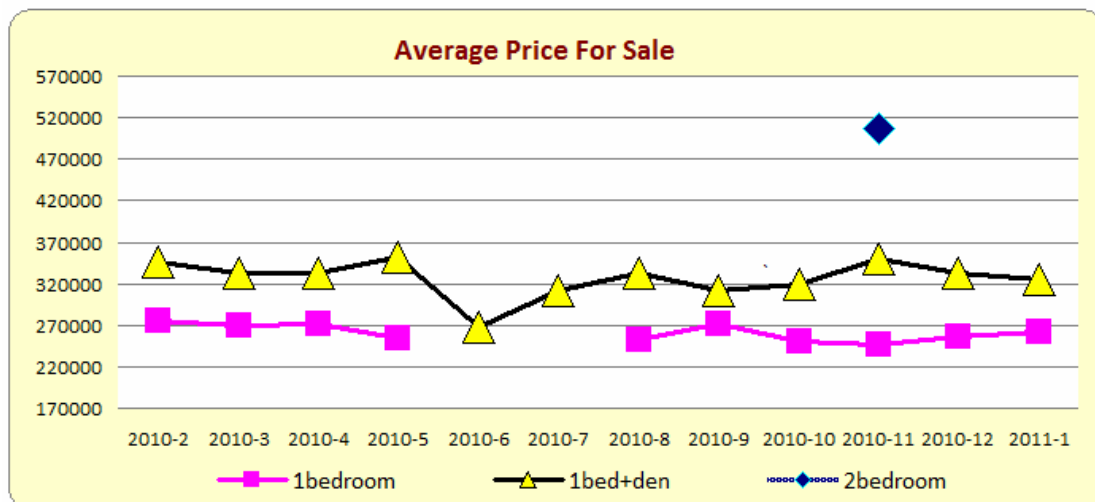
Condo Market Watch

11/15 Brunel crt

www.mycondolife.ca--Maggie Liu

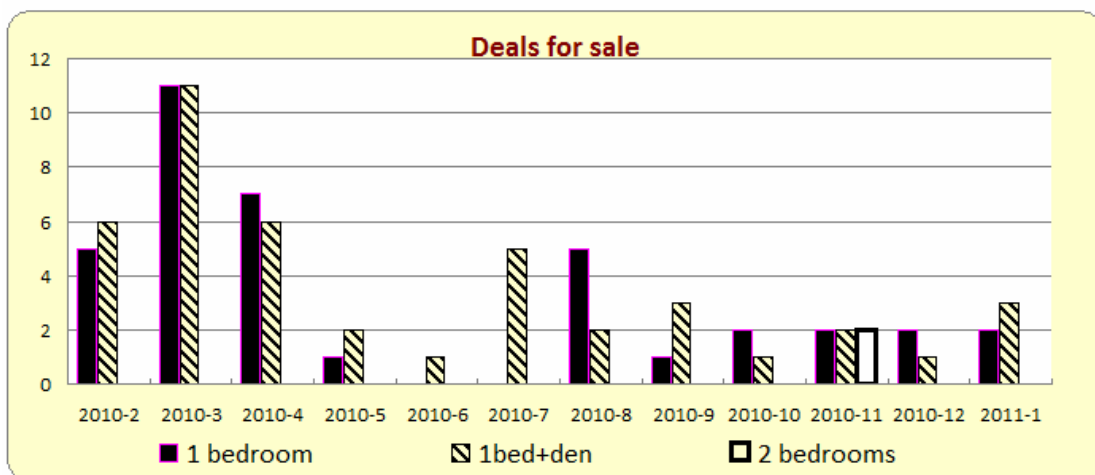
1. Market Watch for Sale

1) Average Price For Sale



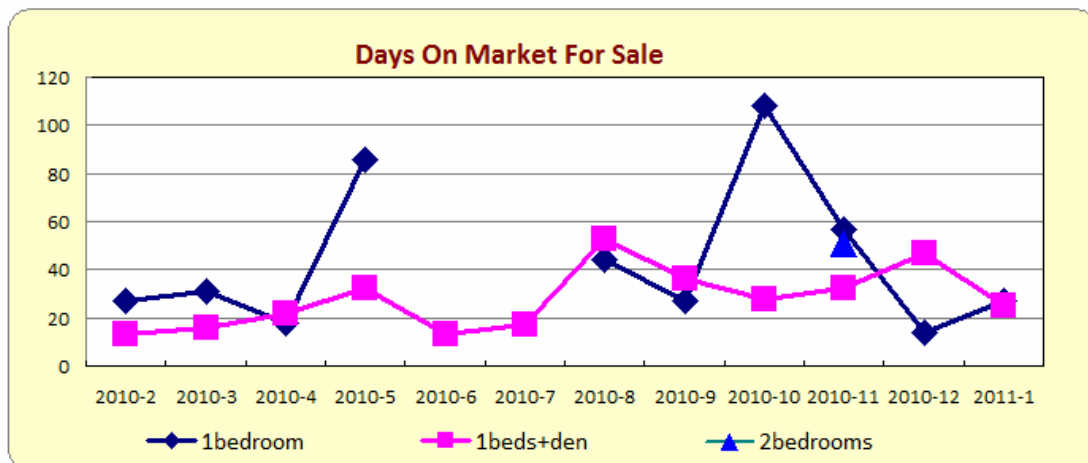
type	2010-2	2010-3	2010-4	2010-5	2010-6	2010-7	2010-8	2010-9	2010-10	2010-11	2010-12	2011-1
bachelor	0	0	0	0	0	0	0	0	0	0	0	0
1bedroom	275650	270045	271528	255000	0	0	252000	272000	250900	247000	256500	262000
1beds+den	345666	332309	331814	352500	267000	312000	332000	311333	320000	349000	333000	324166
2bedrooms	0	0	0	0	0	0	0	0	0	507500	0	0
2beds+den	0	0	0	0	530000	0	508000	0	451000	0	0	0
3bedrooms	0	0	0	0	0	0	0	0	0	0	0	0

2) Deals For Sale



type	2010-2	2010-3	2010-4	2010-5	2010-6	2010-7	2010-8	2010-9	2010-10	2010-11	2010-12	2011-1
bachelor	0	0	0	0	0	0	0	0	0	0	0	0
1bedroom	5	11	7	1	0	0	5	1	2	2	2	2
1beds+den	6	11	6	2	1	5	2	3	1	2	1	3
2bedrooms	0	0	0	0	0	0	0	0	0	2	0	0
2beds+den	0	0	0	0	1	0	1	0	1	0	0	0
3bedrooms	0	0	0	0	0	0	0	0	0	0	0	0

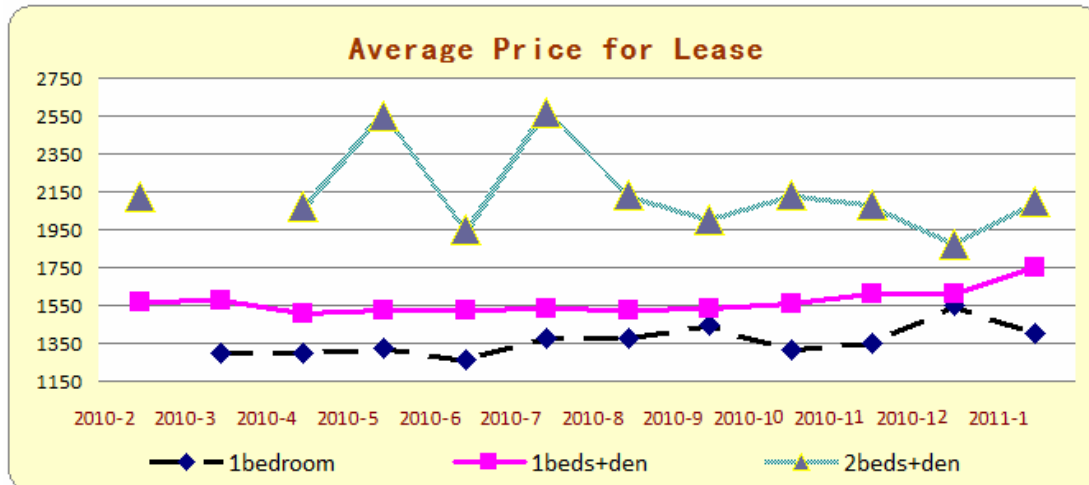
3) Days On Market For Sale



type	2010-2	2010-3	2010-4	2010-5	2010-6	2010-7	2010-8	2010-9	2010-10	2010-11	2010-12	2011-1
bachelor	0	0	0	0	0	0	0	0	0	0	0	0
1bedroom	27	31	18	86	0	0	44	27	108	57	14	27
1beds+den	13	16	22	32	13	17	53	36	28	32	47	25
2bedrooms	0	0	0	0	0	0	0	0	0	51	0	0
2beds+den	0	0	0	0	35	0	50	0	2	0	0	0
3bedrooms	0	0	0	0	0	0	0	0	0	0	0	0

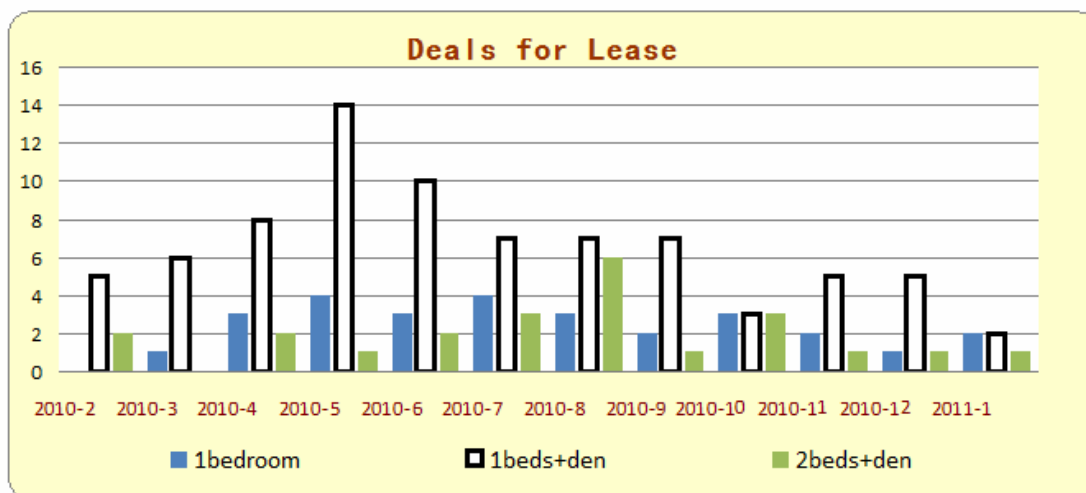
2. Market Watch for Lease

1) Average Price for Lease



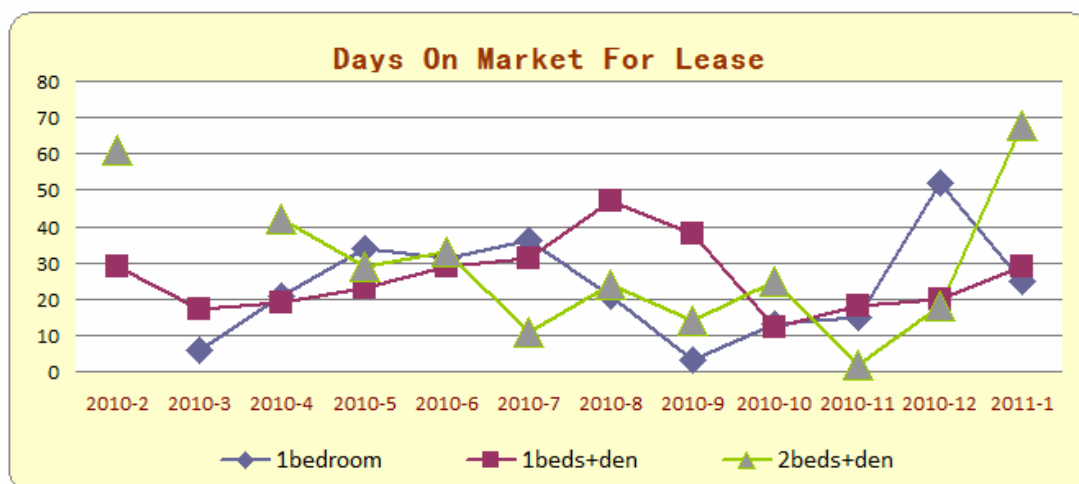
type	2010-2	2010-3	2010-4	2010-5	2010-6	2010-7	2010-8	2010-9	2010-10	2010-11	2010-12	2011-1
bachelor	0	0	0	0	0	0	0	0	0	0	0	0
1bedroom	0	1300	1300	1325	1266	1375	1375	1450	1316	1352	1550	1400
1beds+den	1565	1573	1506	1527	1522	1534	1528	1529	1558	1612	1615	1750
2bedrooms	1850	0	0	0	0	0	2200	0	0	0	0	0
2beds+den	2125	0	2075	2550	1950	2566	2135	2000	2133	2080	1875	2100
3bedrooms	0	0	0	0	0	0	0	0	0	0	0	0

2) Deals For Lease



type	2010-2	2010-3	2010-4	2010-5	2010-6	2010-7	2010-8	2010-9	2010-10	2010-11	2010-12	2011-1
bachelor	0	0	0	0	0	0	0	0	0	0	0	0
1bedroom	0	1	3	4	3	4	3	2	3	2	1	2
1beds+den	5	6	8	14	10	7	7	7	3	5	5	2
2bedrooms	2	0	0	0	0	0	1	0	0	0	0	0
2beds+den	2	0	2	1	2	3	6	1	3	1	1	1
3bedrooms	0	0	0	0	0	0	0	0	0	0	0	0

3) Days On Market For Lease



type	2010-2	2010-3	2010-4	2010-5	2010-6	2010-7	2010-8	2010-9	2010-10	2010-11	2010-12	2011-1
bachelor	0	0	0	0	0	0	0	0	0	0	0	0
1bedroom	0	6	21	34	31	36	21	3	13	15	52	25
1beds+den	29	17	19	23	29	31	47	38	12	18	20	29
2bedrooms	42	0	0	0	0	0	5	0	0	0	0	0
2beds+den	61	0	42	29	33	11	24	14	25	2	18	68
3bedrooms	0	0	0	0	0	0	0	0	0	0	0	0

Next: Navy Wharf 3,10,81 Market Watch will be available next week!

If you want to Subscribe Condo Market Watch and get condo information by weekly, please go to <http://www.mycondolife.ca/lists/?p=subscribe&id=8> to Subscribe.

Or Please email to info@mycondolife.ca to subscribe Your Condo Market Watch.

(Source: Toronto MLS, * All data calculated monthly, the information is for reference only, we assume no responsibility for the accuracy of data shown.)