

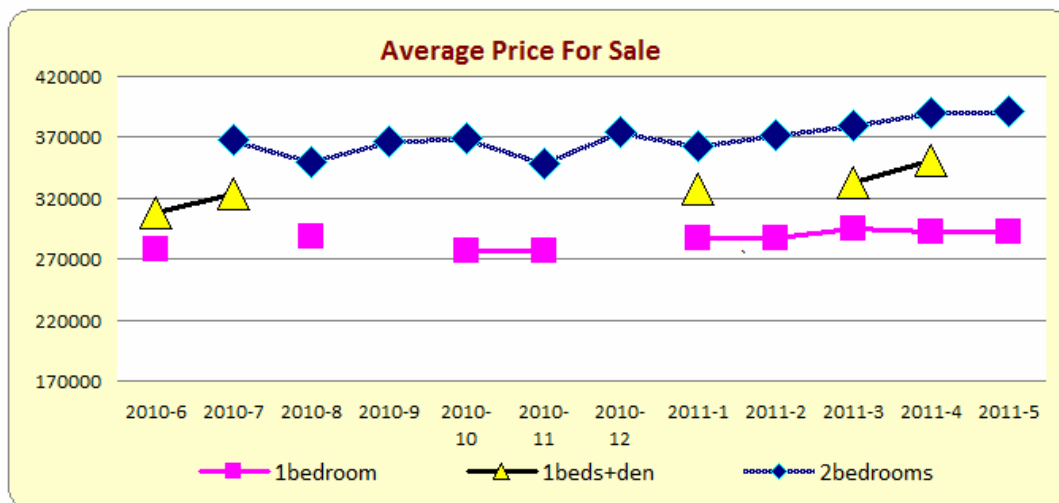
# Condo Market Watch

5500/5508 Yonge St

www.mycondolife.ca--Maggie Liu

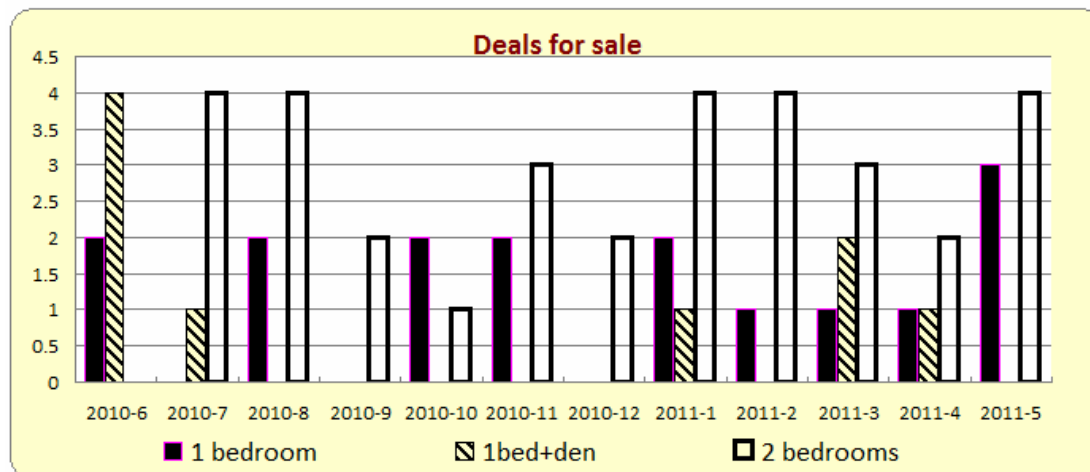
## 1. Market Watch for Sale

### 1) Average Price For Sale



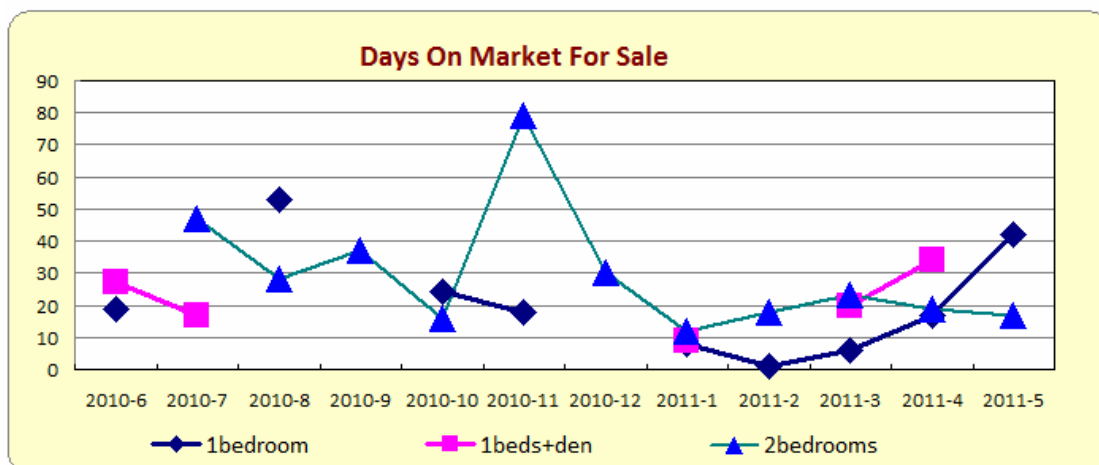
type	2010-6	2010-7	2010-8	2010-9	2010-10	2010-11	2010-12	2011-1	2011-2	2011-3	2011-4	2011-5
bachelor	0	0	0	0	0	0	0	0	0	0	0	0
1bedroom	278500	0	288000	0	276250	277000	0	287750	287000	295000	293000	292666
1beds+den	308500	324000	0	0	0	0	0	328000	0	332500	351000	0
2bedrooms	0	368222	349550	366150	369000	347966	375000	363250	371250	380000	390000	390791
2beds+den	0	0	0	0	0	0	0	0	0	0	0	0
3bedrooms	0	0	0	0	0	0	0	0	0	0	0	0

### 2) Deals For Sale



type	2010-6	2010-7	2010-8	2010-9	2010-10	2010-11	2010-12	2011-1	2011-2	2011-3	2011-4	2011-5
bachelor	0	0	0	0	0	0	0	0	0	0	0	0
1bedroom	2	0	2	0	2	2	0	2	1	1	1	3
1beds+den	4	1	0	0	0	0	0	1	0	2	1	0
2bedrooms	0	4	4	2	1	3	2	4	4	3	2	4
2beds+den	0	0	0	0	0	0	0	0	0	0	0	0
3bedrooms	0	0	0	0	0	0	0	0	0	0	0	0

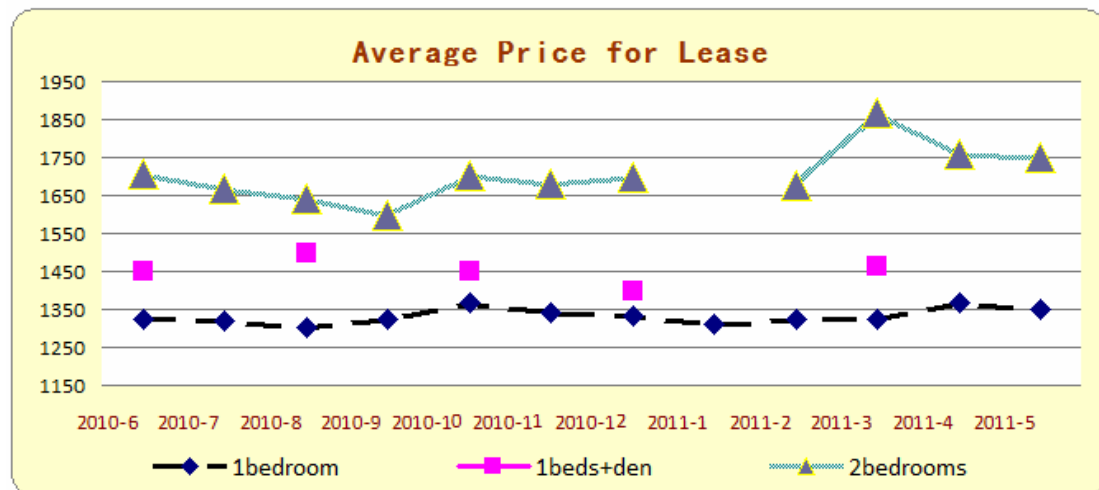
### 3) Days On Market For Sale



type	2010-6	2010-7	2010-8	2010-9	2010-10	2010-11	2010-12	2011-1	2011-2	2011-3	2011-4	2011-5
bachelor	0	0	0	0	0	0	0	0	0	0	0	0
1bedroom	19	0	53	0	24	18	0	8	1	6	17	42
1beds+den	27	17	0	0	0	0	0	9	0	20	34	0
2bedrooms	0	47	28	37	16	79	30	12	18	23	19	17
2beds+den	0	0	0	0	0	0	0	0	0	0	0	0
3bedrooms	0	0	0	0	0	0	0	0	0	0	0	0

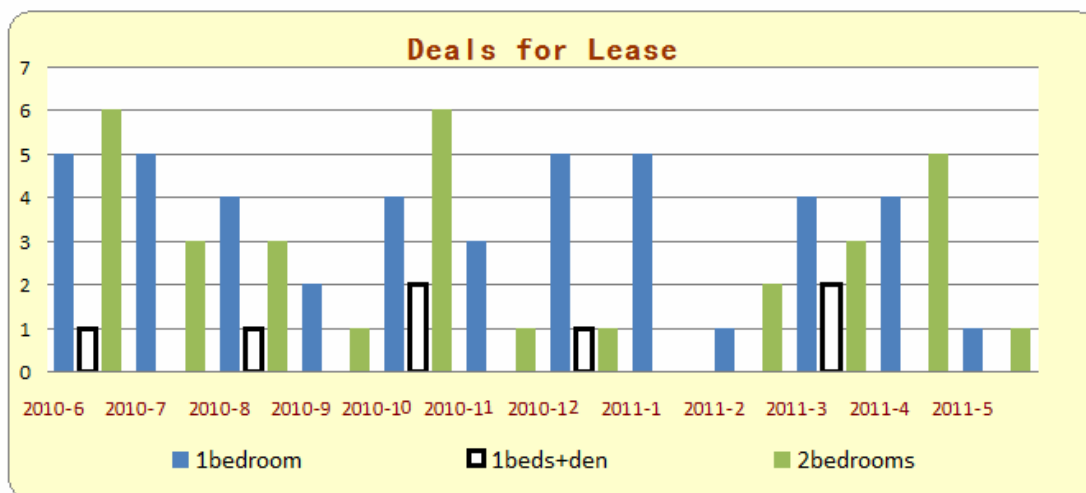
## 2. Market Watch for Lease

### 1) Average Price for Lease



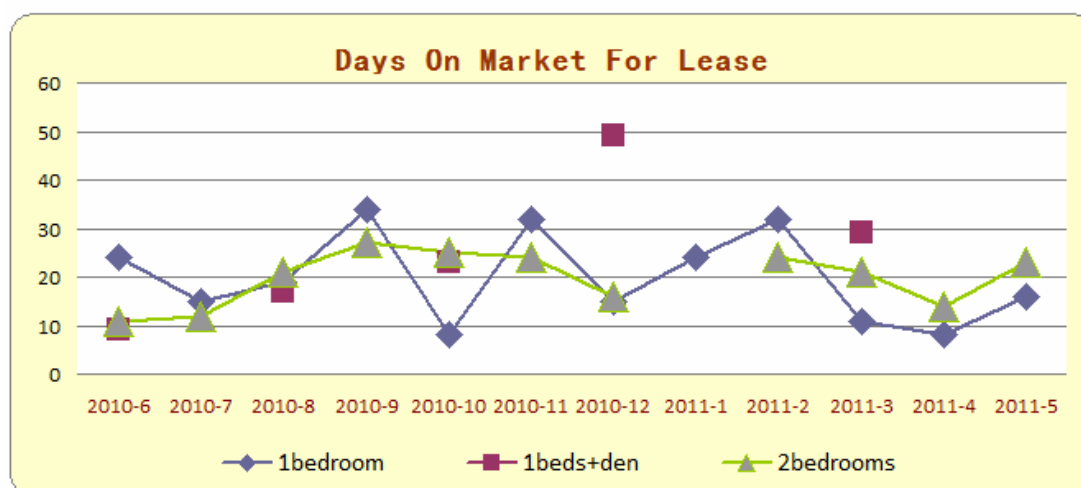
type	2010-6	2010-7	2010-8	2010-9	2010-10	2010-11	2010-12	2011-1	2011-2	2011-3	2011-4	2011-5
bachelor	0	0	0	0	0	0	0	0	0	0	0	0
1bedroom	1325	1318	1302	1325	1367	1343	1332	1312	1325	1325	1368	1350
1beds+den	1450	0	1500	0	1450	0	1400	0	0	1465	0	0
2bedrooms	1705	1666	1643	1600	1703	1680	1700	0	1675	1866	1760	1750
2beds+den	0	0	0	0	0	0	0	0	0	0	0	0
3bedrooms	0	0	0	0	0	0	0	0	0	0	0	0

### 2) Deals For Lease



type	2010-6	2010-7	2010-8	2010-9	2010-10	2010-11	2010-12	2011-1	2011-2	2011-3	2011-4	2011-5
bachelor	0	0	0	0	0	0	0	0	0	0	0	0
1bedroom	5	5	4	2	4	3	5	5	1	4	4	1
1beds+den	1	0	1	0	2	0	1	0	0	2	0	0
2bedrooms	6	3	3	1	6	1	1	0	2	3	5	1
2beds+den	0	0	0	0	0	0	0	0	0	0	0	0
3bedrooms	0	0	0	0	0	0	0	0	0	0	0	0

**3) Days On Market For Lease**



type	2010-6	2010-7	2010-8	2010-9	2010-10	2010-11	2010-12	2011-1	2011-2	2011-3	2011-4	2011-5
bachelor	0	0	0	0	0	0	0	0	0	0	0	0
1bedroom	24	15	19	34	8	32	15	24	32	11	8	16
1beds+den	9	0	17	0	23	0	49	0	0	29	0	0
2bedrooms	11	12	21	27	25	24	16	0	24	21	14	23
2beds+den	0	0	0	0	0	0	0	0	0	0	0	0
3bedrooms	0	0	0	0	0	0	0	0	0	0	0	0

If you want to Subscribe Condo Market Watch and get condo information by weekly, please go to <http://www.mycondolife.ca/lists/?p=subscribe&id=8> to Subscribe.

Or Please email to info@mycondolife.ca to subscribe Your Condo Market Watch.

(Source: Toronto MLS, \* All data calculated monthly, the information is for reference only, we assume no responsibility for the accuracy of data shown.)