

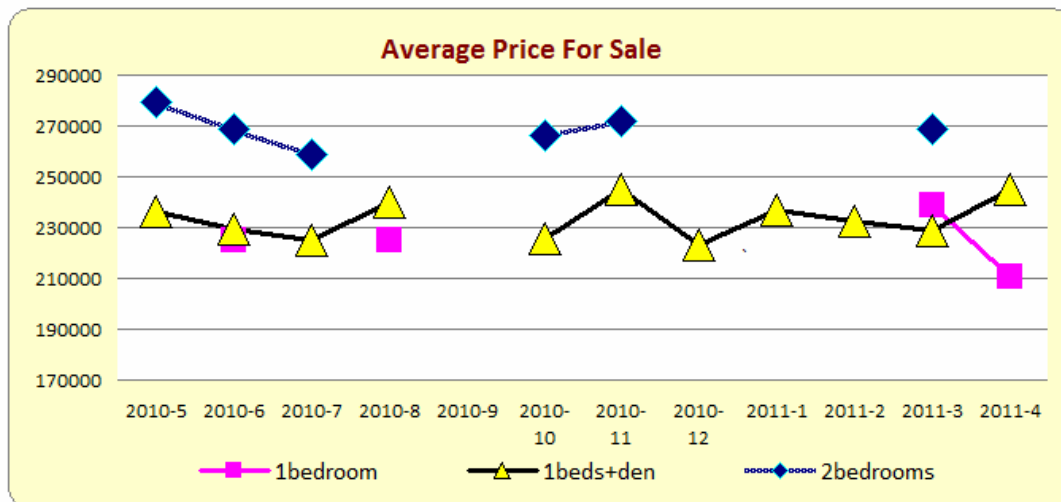
Condo Market Watch

50 60 brian harrison

www.mycondolife.ca--Maggie Liu

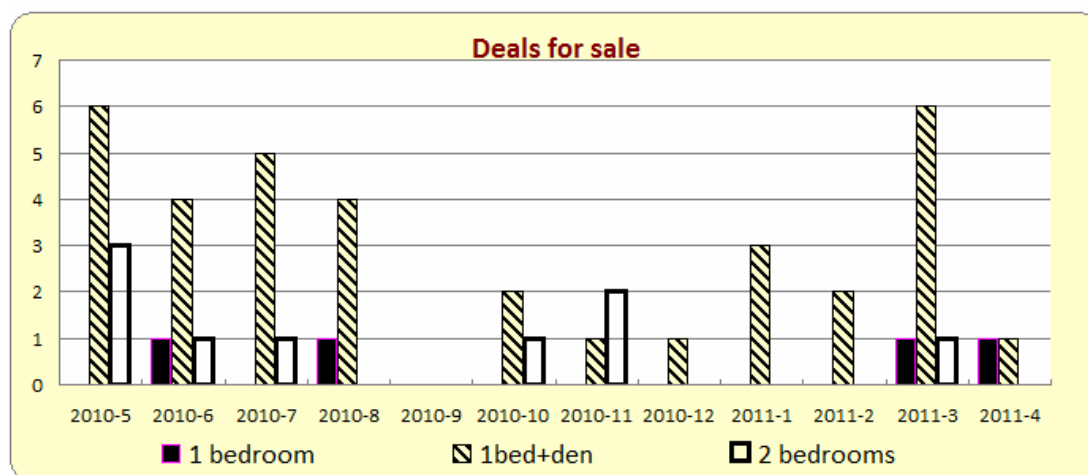
1. Market Watch for Sale

1) Average Price For Sale



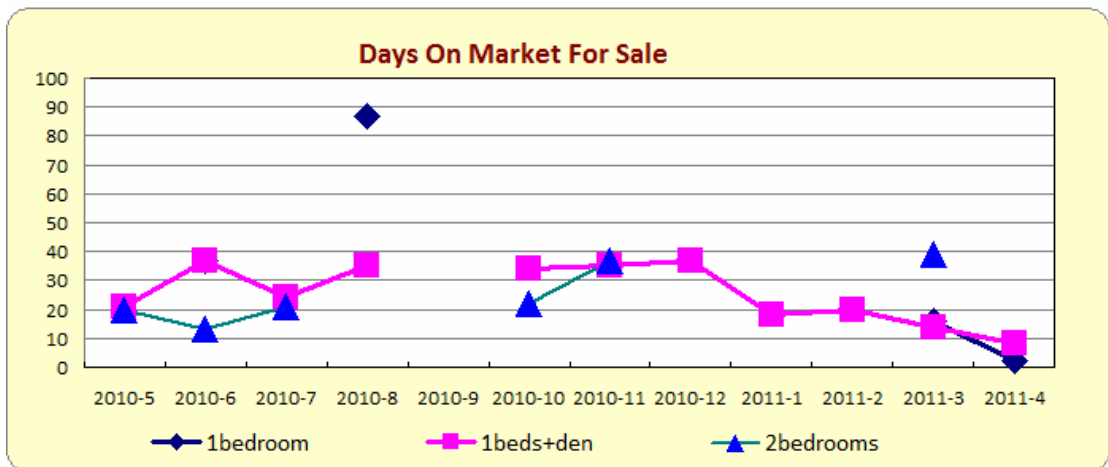
type	2010-5	2010-6	2010-7	2010-8	2010-9	2010-10	2010-11	2010-12	2011-1	2011-2	2011-3	2011-4
bachelor	0	0	0	0	0	0	0	0	0	0	0	0
1bedroom	0	225000	0	225000	0	0	0	0	0	0	239000	210500
1beds+den	235950	229250	224800	240000	0	225500	245000	223000	237000	232500	229000	245000
2bedrooms	279333	269000	259000	0	0	266000	271800	0	0	0	269000	0
2beds+den	331000	0	0	310000	299000	293725	0	0	296000	298288	0	0
3bedrooms	0	0	0	293000	0	0	0	0	0	309000	0	324000

2) Deals For Sale



type	2010-5	2010-6	2010-7	2010-8	2010-9	2010-10	2010-11	2010-12	2011-1	2011-2	2011-3	2011-4
bachelor	0	0	0	0	0	0	0	0	0	0	0	0
1bedroom	0	1	0	1	0	0	0	0	0	0	1	1
1beds+den	6	4	5	4	0	2	1	1	3	2	6	1
2bedrooms	3	1	1	0	0	1	2	0	0	0	1	0
2beds+den	1	0	0	1	2	4	0	0	1	1	0	0
3bedrooms	0	0	0	1	0	0	0	0	0	2	0	1

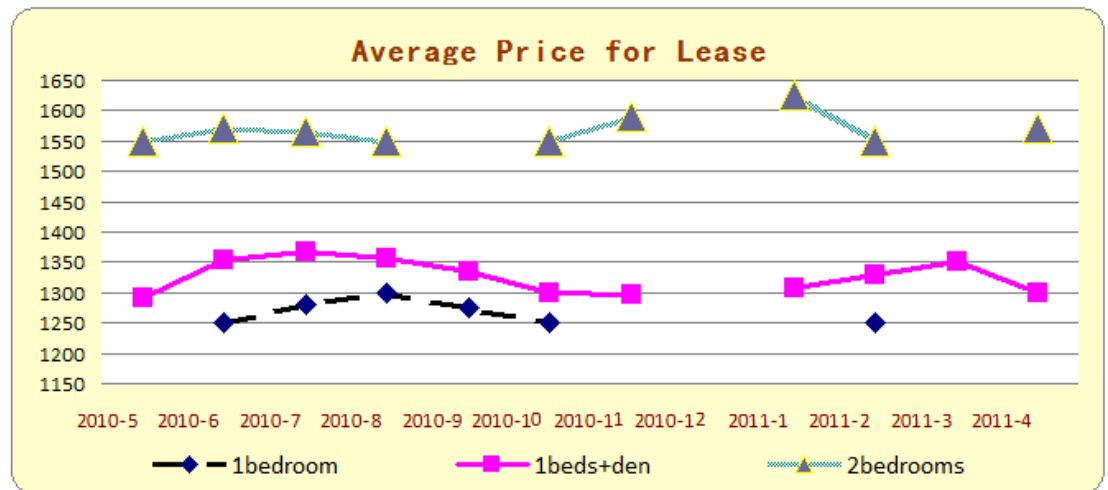
3) Days On Market For Sale



type	2010-5	2010-6	2010-7	2010-8	2010-9	2010-10	2010-11	2010-12	2011-1	2011-2	2011-3	2011-4
bachelor	0	0	0	0	0	0	0	0	0	0	0	0
1bedroom	0	37	0	87	0	0	0	0	0	0	16	2
1beds+den	21	37	24	35	0	34	35	37	18	20	14	8
2bedrooms	20	13	21	0	0	22	37	0	0	0	39	0
2beds+den	42	0	0	57	44	57	0	0	8	22	0	0
3bedrooms	0	0	0	11	0	0	0	0	0	19	0	37

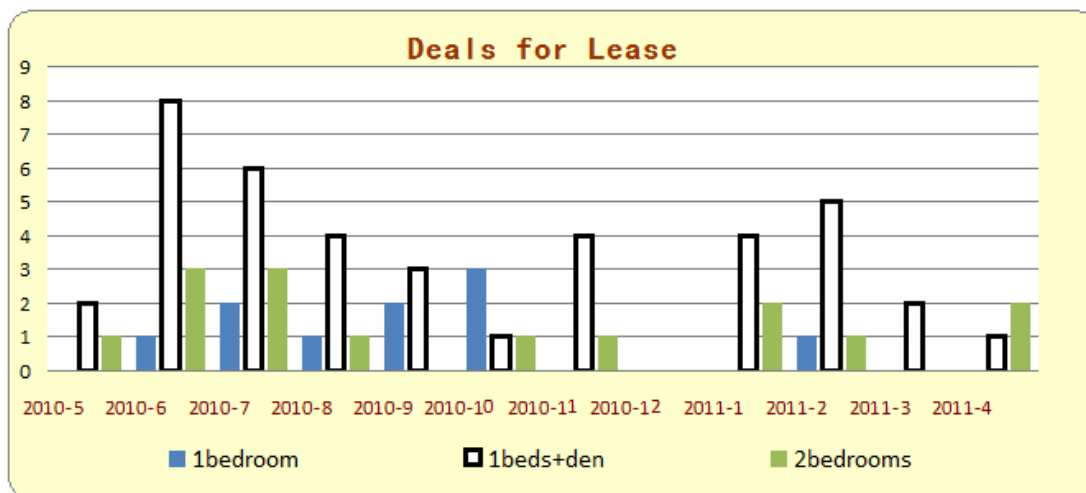
2. Market Watch for Lease

1) Average Price for Lease



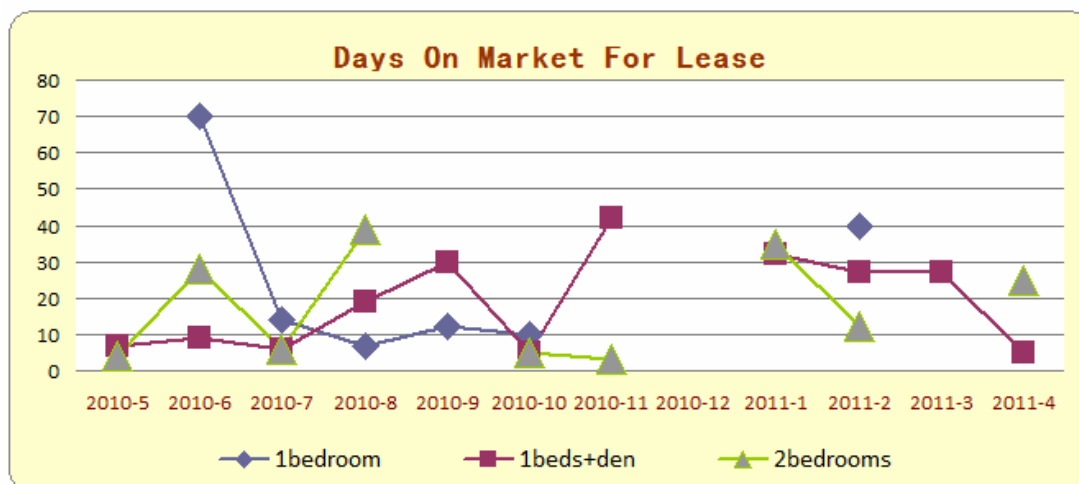
type	2010-5	2010-6	2010-7	2010-8	2010-9	2010-10	2010-11	2010-12	2011-1	2011-2	2011-3	2011-4
bachelor	0	0	0	0	0	0	0	0	0	0	0	0
1bedroom	0	1250	1280	1300	1275	1250	0	0	0	1250	0	0
1beds+den	1290	1353	1367	1356	1335	1300	1298	0	1308	1330	1350	1300
2bedrooms	1550	1570	1566	1550	0	1550	1590	0	1625	1550	0	1572
2beds+den	0	1750	0	1850	0	1602	1720	1650	0	0	0	1800
3bedrooms	1750	0	1821	1850	1800	0	1825	0	1950	0	1800	1870

2) Deals For Lease



type	2010-5	2010-6	2010-7	2010-8	2010-9	2010-10	2010-11	2010-12	2011-1	2011-2	2011-3	2011-4
bachelor	0	0	0	0	0	0	0	0	0	0	0	0
1bedroom	0	1	2	1	2	3	0	0	0	1	0	0
1beds+den	2	8	6	4	3	1	4	0	4	5	2	1
2bedrooms	1	3	3	1	0	1	1	0	2	1	0	2
2beds+den	0	1	0	1	0	2	1	1	0	0	0	1
3bedrooms	2	0	5	1	1	0	2	0	1	0	2	2

3) Days On Market For Lease



type	2010-5	2010-6	2010-7	2010-8	2010-9	2010-10	2010-11	2010-12	2011-1	2011-2	2011-3	2011-4
bachelor	0	0	0	0	0	0	0	0	0	0	0	0
1bedroom	0	70	14	7	12	10	0	0	0	40	0	0
1beds+den	7	9	6	19	30	5	42	0	32	27	27	5
2bedrooms	4	28	6	39	0	5	3	0	35	12	0	25
2beds+den	0	49	0	5	0	22	24	39	0	0	0	21
3bedrooms	19	0	24	3	4	0	24	0	84	0	9	15

If you want to Subscribe Condo Market Watch and get condo information by weekly, please go to <http://www.mycondolife.ca/lists/?p=subscribe&id=8> to Subscribe.

Or Please email to info@mycondolife.ca to subscribe Your Condo Market Watch.

(Source: Toronto MLS, * All data calculated monthly, the information is for reference only, we assume no responsibility for the accuracy of data shown.)