

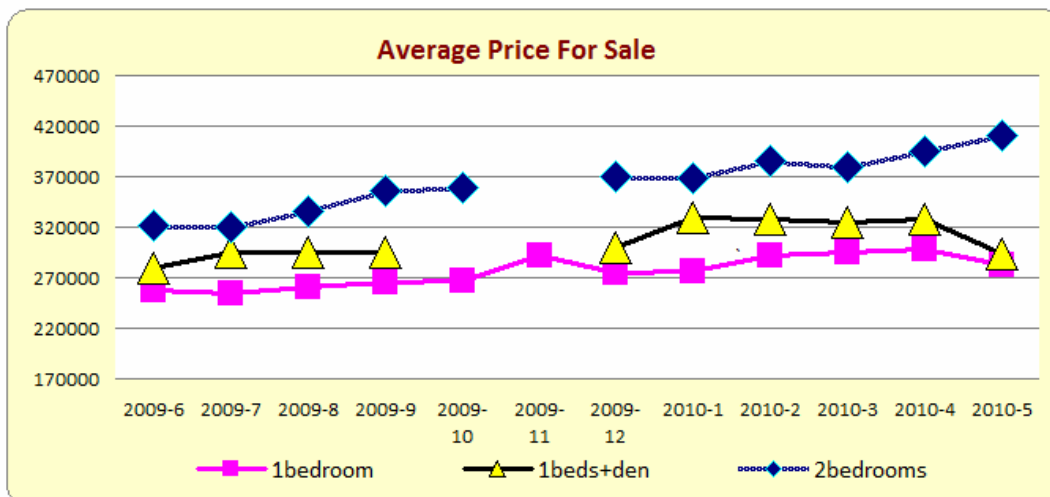
Condo Market Watch

16/18 Harrison Garden

www.mycondolife.ca--Maggie Liu

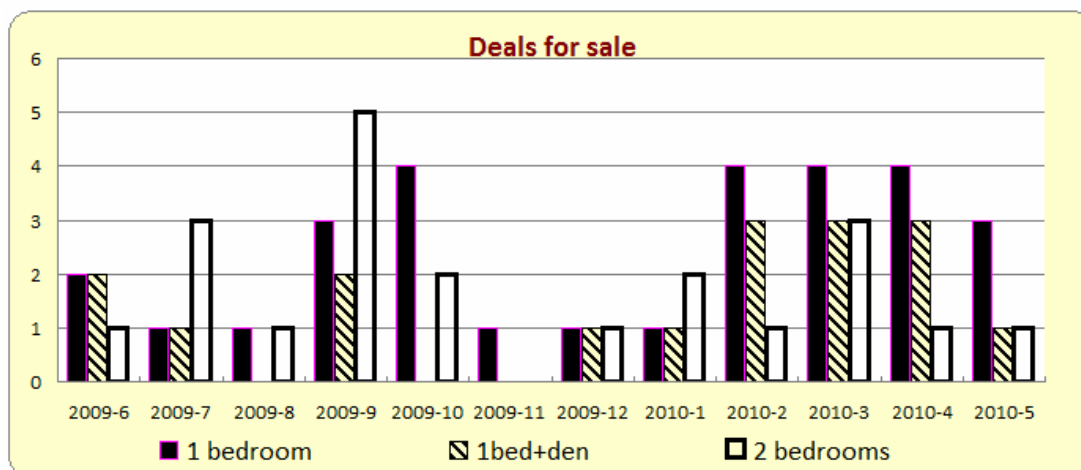
1. Market Watch for 16/18 Harrison Garden

1) Average Price For Sale



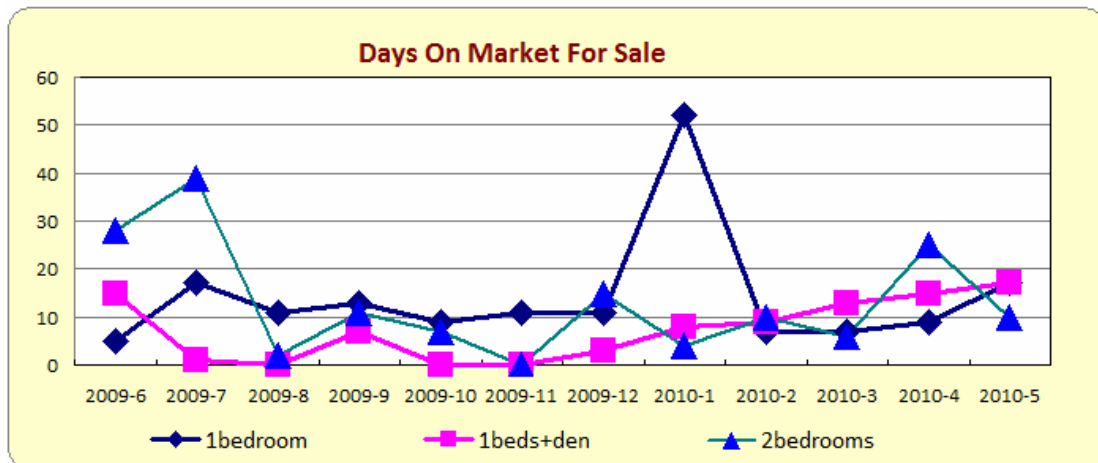
type	2009-6	2009-7	2009-8	2009-9	2009-10	2009-11	2009-12	2010-1	2010-2	2010-3	2010-4	2010-5
bachelor	0	0	0	0	0	0	0	0	0	0	0	0
1bedroom	257650	255000	260000	265000	267112	291500	275000	277000	291625	294250	298175	282333
1beds+den	280000	294800	0	294500	0	0	299900	329500	328166	325000	327333	293000
2bedrooms	321000	319666	336000	355900	358950	0	370100	369000	385700	379733	395000	410000
2beds+den	0	0	489500	0	0	0	0	0	0	0	0	0
3bedrooms	0	0	0	0	0	0	0	0	0	0	0	0

2) Deals For Sale



type	2009-6	2009-7	2009-8	2009-9	2009-10	2009-11	2009-12	2010-1	2010-2	2010-3	2010-4	2010-5
bachelor	0	0	0	0	0	0	0	0	0	0	0	0
1bedroom	2	1	1	3	4	1	1	1	4	4	4	3
1beds+den	2	1	0	2	0	0	1	1	3	3	3	1
2bedrooms	1	3	1	5	2	0	1	2	1	3	1	1
2beds+den	0	0	1	0	0	0	0	0	0	0	0	0
3bedrooms	0	0	0	0	0	0	0	0	0	0	0	0

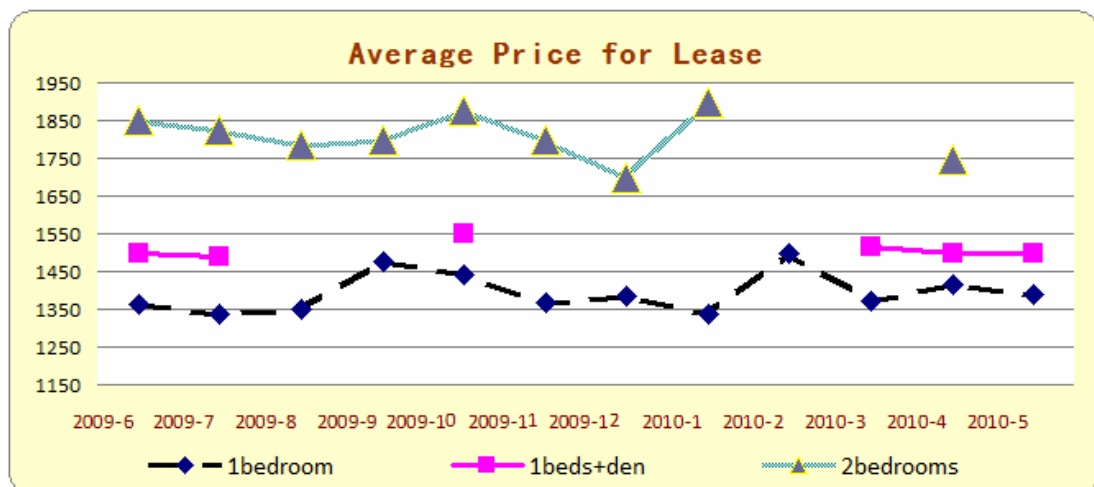
3) Days On Market For Sale



type	2009-6	2009-7	2009-8	2009-9	2009-10	2009-11	2009-12	2010-1	2010-2	2010-3	2010-4	2010-5
bachelor	0	0	0	0	0	0	0	0	0	0	0	0
1bedroom	5	17	11	13	9	11	11	52	7	7	9	17
1beds+den	15	1	0	7	0	0	3	8	9	13	15	17
2bedrooms	28	39	2	11	7	0	15	4	10	6	25	10
2beds+den	0	0	27	0	0	0	0	0	0	0	0	0
3bedrooms	0	0	0	0	0	0	0	0	0	0	0	0

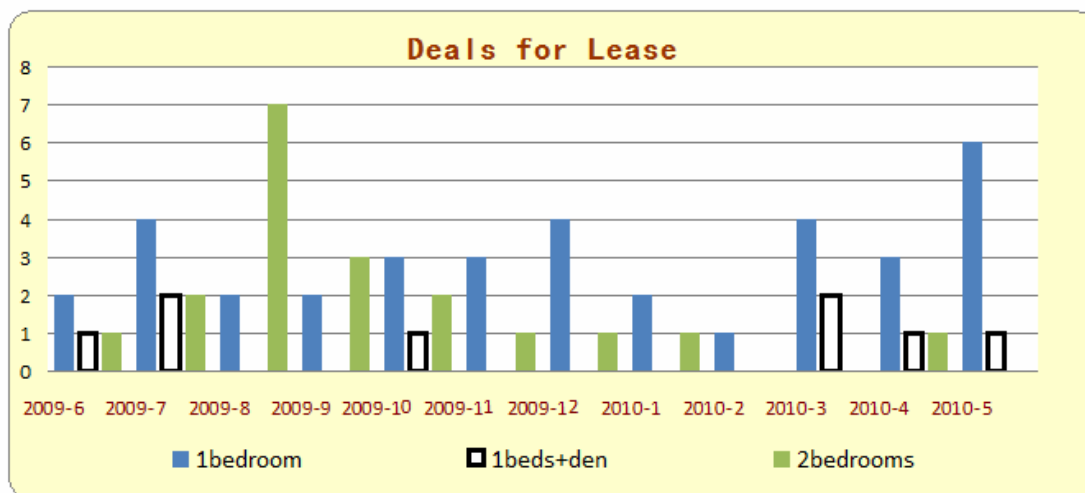
2. Market Watch for Lease

1) Average Price for Lease



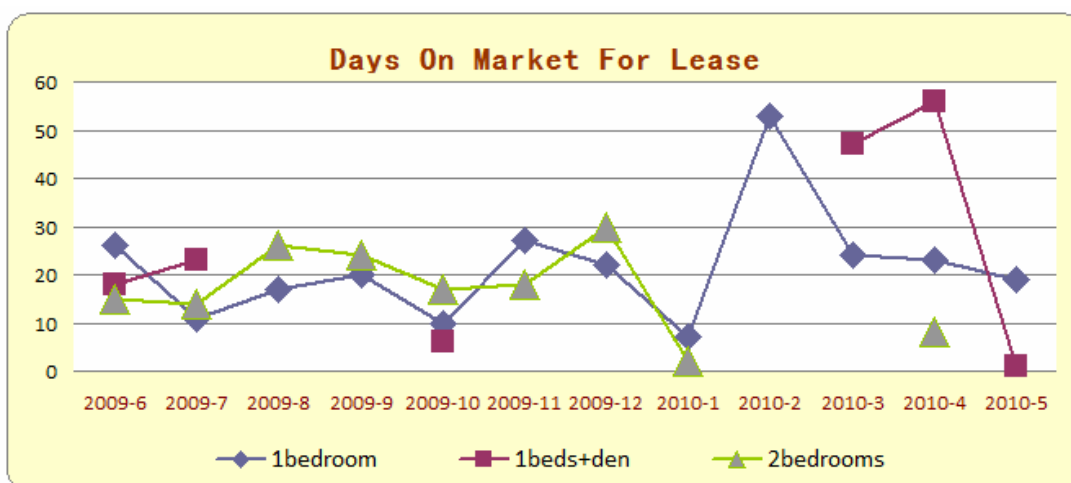
type	2009-6	2009-7	2009-8	2009-9	2009-10	2009-11	2009-12	2010-1	2010-2	2010-3	2010-4	2010-5
bachelor	0	0	0	0	0	0	0	0	0	0	0	0
1bedroom	1362	1337	1350	1475	1441	1366	1385	1337	1500	1373	1416	1391
1beds+den	1500	1490	0	0	1550	0	0	0	0	1515	1500	1500
2bedrooms	1850	1825	1784	1796	1875	1800	1700	1900	0	0	1745	0
2beds+den	0	2200	0	0	0	0	0	0	0	0	0	0
3bedrooms	0	0	0	0	0	0	0	0	0	0	0	0

2) Deals For Lease



type	2009-6	2009-7	2009-8	2009-9	2009-10	2009-11	2009-12	2010-1	2010-2	2010-3	2010-4	2010-5
bachelor	0	0	0	0	0	0	0	0	0	0	0	0
1bedroom	2	4	2	2	3	3	4	2	1	4	3	6
1beds+den	1	2	0	0	1	0	0	0	0	2	1	1
2bedrooms	1	2	7	3	2	1	1	1	0	0	1	0
2beds+den	0	1	0	0	0	0	0	0	0	0	0	0
3bedrooms	0	0	0	0	0	0	0	0	0	0	0	0

3) Days On Market For Lease



type	2009-6	2009-7	2009-8	2009-9	2009-10	2009-11	2009-12	2010-1	2010-2	2010-3	2010-4	2010-5
bachelor	0	0	0	0	0	0	0	0	0	0	0	0
1bedroom	26	11	17	20	10	27	22	7	53	24	23	19
1beds+den	18	23	0	0	6	0	0	0	0	47	56	1
2bedrooms	15	14	26	24	17	18	30	2	0	0	8	0
2beds+den	0	9	0	0	0	0	0	0	0	0	0	0
3bedrooms	0	0	0	0	0	0	0	0	0	0	0	0

If you want to Subscribe Condo Market Watch and get condo information by weekly, please go to <http://www.mycondolife.ca/lists/?p=subscribe&id=8> to Subscribe.

Or Please email to info@mycondolife.ca to subscribe Your Condo Market Watch.

(Source: Toronto MLS, * All data calculated monthly, the information is for reference only, we assume no responsibility for the

accuracy of data shown.)。