

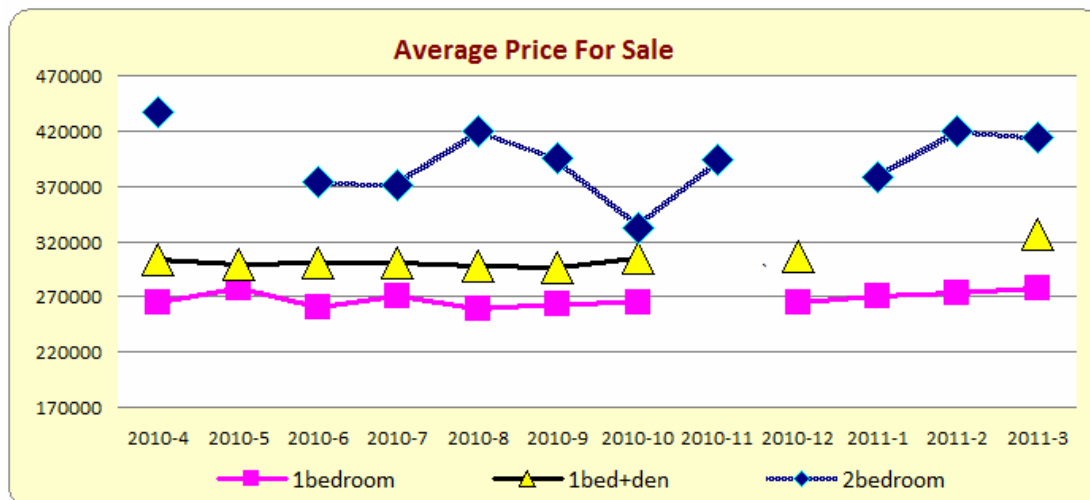
# Condo Market Watch

1/2/3/8 Rean Dr

www.mycondolife.ca--Maggie Liu

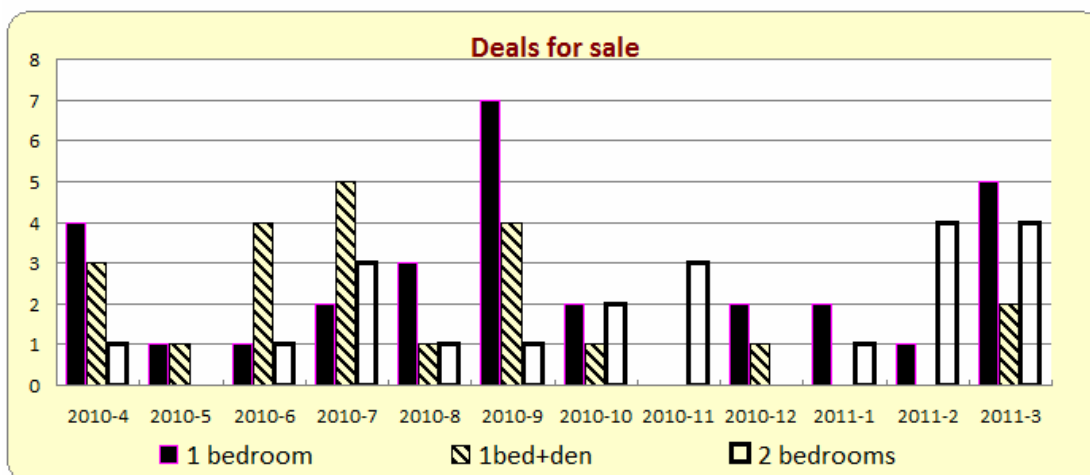
## 1. Market Watch for Sale

### 1) Average Price For Sale



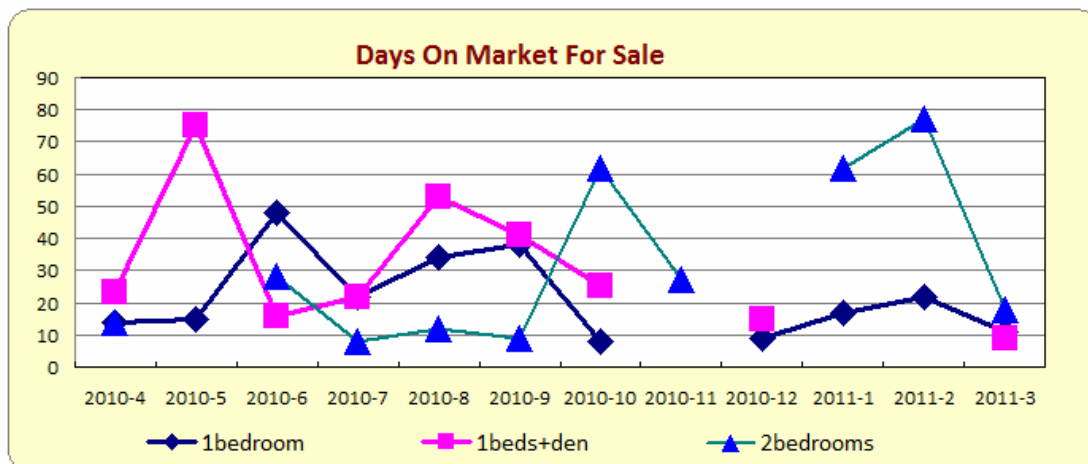
type	2010-4	2010-5	2010-6	2010-7	2010-8	2010-9	2010-10	2010-11	2010-12	2011-1	2011-2	2011-3
bachelor	0	0	0	0	0	0	0	0	0	0	0	0
1bedroom	265282	277000	260000	270000	259000	263428	264250	0	264400	271000	273000	277700
1beds+den	303166	298500	300000	300300	298000	296250	305000	0	307000	0	0	326500
2bedrooms	437000	0	374000	370500	420000	395000	331999	394333	0	377500	419325	414375
2beds+den	401000	396250	0	0	0	0	527500	400500	0	395000	0	366000
3bedrooms	0	0	0	0	0	0	0	415000	0	0	0	568000

### 2) Deals For Sale



type	2010-4	2010-5	2010-6	2010-7	2010-8	2010-9	2010-10	2010-11	2010-12	2011-1	2011-2	2011-3
bachelor	0	0	0	0	0	0	0	0	0	0	0	0
1bedroom	4	1	1	2	3	7	2	0	2	2	1	5
1beds+den	3	1	4	5	1	4	1	0	1	0	0	2
2bedrooms	1	0	1	3	1	1	2	3	0	1	4	4
2beds+den	3	2	0	0	0	0	1	2	0	2	0	1
3bedrooms	0	0	0	0	0	0	0	1	0	0	0	1

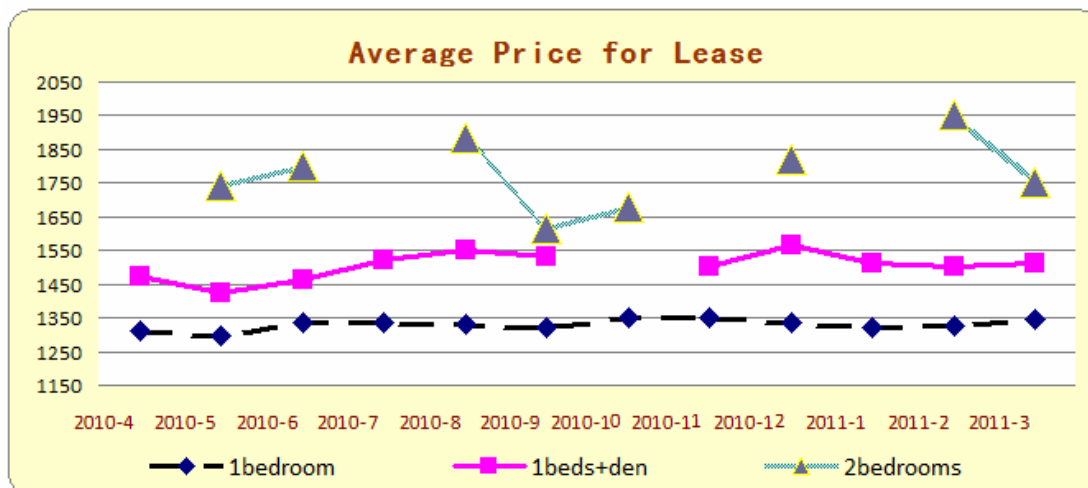
### 3) Days On Market For Sale



type	2010-4	2010-5	2010-6	2010-7	2010-8	2010-9	2010-10	2010-11	2010-12	2011-1	2011-2	2011-3
bachelor	0	0	0	0	0	0	0	0	0	0	0	0
1bedroom	14	15	48	22	34	38	8	0	9	17	22	11
1beds+den	23	75	16	22	53	41	25	0	15	0	0	9
2bedrooms	14	0	28	8	12	9	62	27	0	62	77	18
2beds+den	20	21	0	0	0	0	24	36	0	53	0	11
3bedrooms	0	0	0	0	0	0	0	14	0	0	0	2

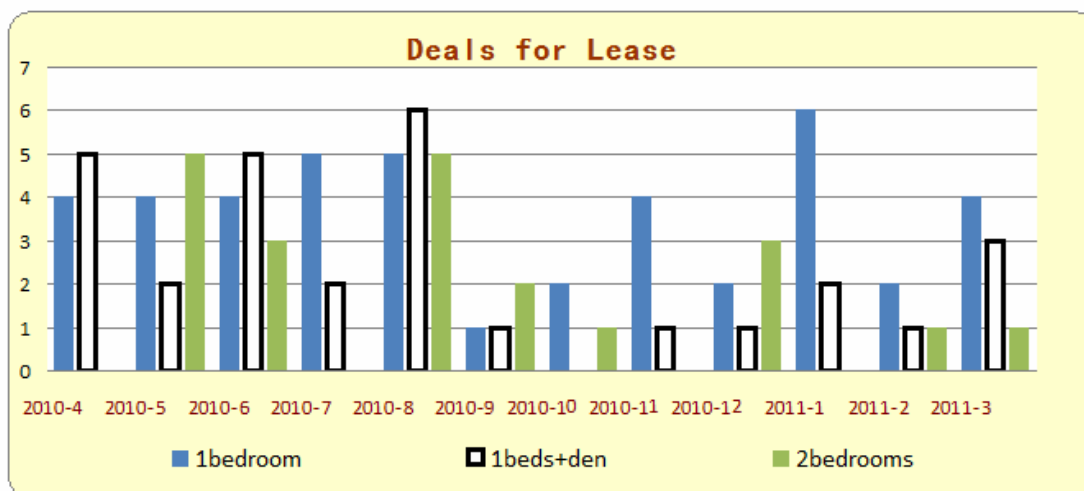
## 2. Market Watch for Lease

### 1) Average Price for Lease



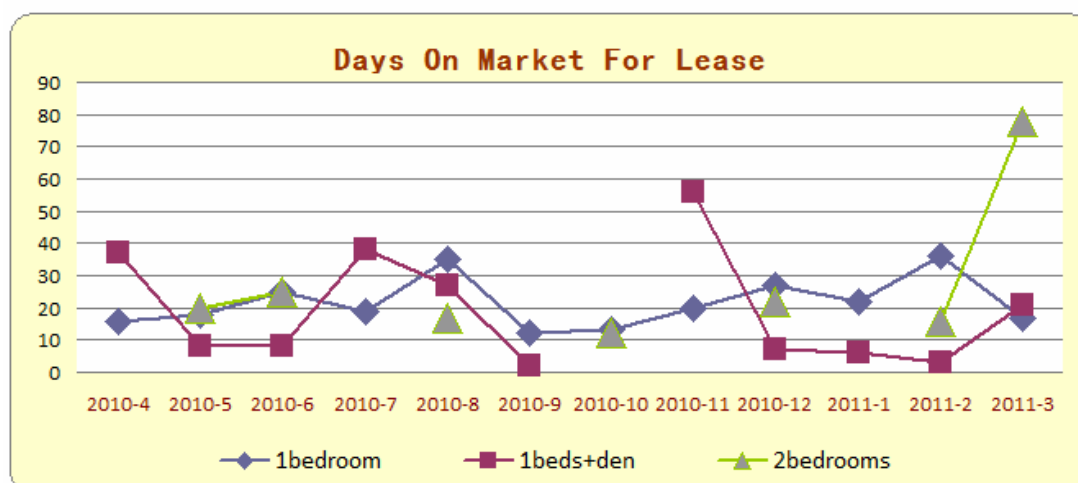
type	2010-4	2010-5	2010-6	2010-7	2010-8	2010-9	2010-10	2010-11	2010-12	2011-1	2011-2	2011-3
bachelor	0	0	0	0	0	0	0	0	0	0	0	0
1bedroom	1311	1295	1336	1334	1331	1320	1350	1350	1337	1320	1325	1348
1beds+den	1475	1425	1463	1522	1550	1530	0	1500	1565	1512	1500	1510
2bedrooms	0	1740	1800	0	1885	1617	1680	0	1820	0	1950	1750
2beds+den	2383	1900	1875	0	1880	2350	1750	0	0	2362	1875	1835
3bedrooms	0	0	0	0	2300	2100	0	0	0	0	2700	0

### 2) Deals For Lease



type	2010-4	2010-5	2010-6	2010-7	2010-8	2010-9	2010-10	2010-11	2010-12	2011-1	2011-2	2011-3
bachelor	0	0	0	0	0	0	0	0	0	0	0	0
1bedroom	4	4	4	5	5	1	2	4	2	6	2	4
1beds+den	5	2	5	2	6	1	0	1	1	2	1	3
2bedrooms	0	5	3	0	5	2	1	0	3	0	1	1
2beds+den	3	1	2	0	2	2	1	0	0	2	2	2
3bedrooms	0	0	0	0	1	1	0	0	0	0	1	0

3) Days On Market For Lease



type	2010-4	2010-5	2010-6	2010-7	2010-8	2010-9	2010-10	2010-11	2010-12	2011-1	2011-2	2011-3
bachelor	0	0	0	0	0	0	0	0	0	0	0	0
1bedroom	16	18	25	19	35	12	13	20	27	22	36	17
1beds+den	37	8	8	38	27	2	0	56	7	6	3	21
2bedrooms	0	20	25	0	17	0	12	0	22	0	16	78
2beds+den	14	4	6	0	7	27	7	0	0	60	57	39
3bedrooms	0	0	0	0	5	6	0	0	0	0	154	0

If you want to Subscribe Condo Market Watch and get condo information by weekly, please go to <http://www.mycondolife.ca/lists/?p=subscribe&id=8> to Subscribe.

Or Please email to info@mycondolife.ca to subscribe Your Condo Market Watch.

(Source: Toronto MLS, \* All data calculated monthly, the information is for reference only, we assume no responsibility for the

accuracy of data shown. )。