

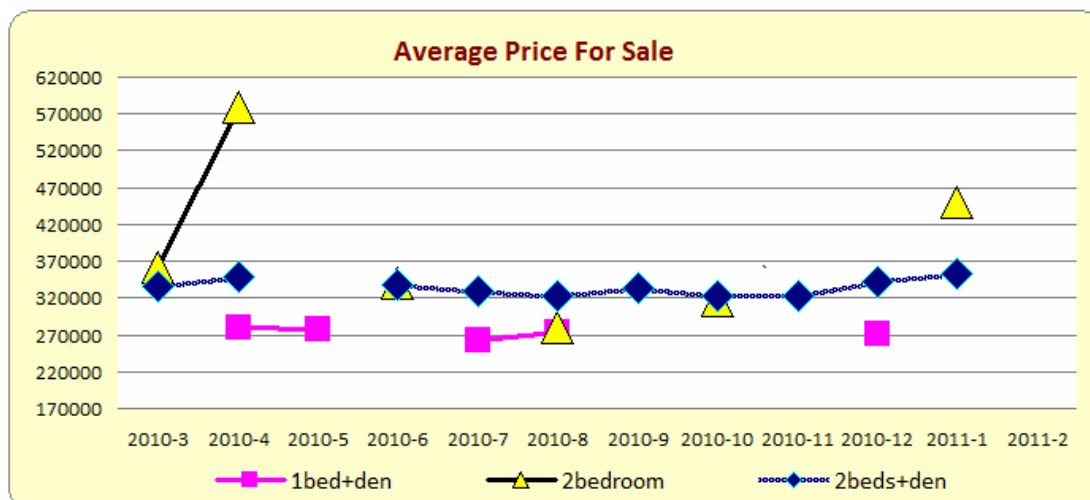
Condo Market Watch

7/23 Lorraine Dr

www.mycondolife.ca--Maggie Liu

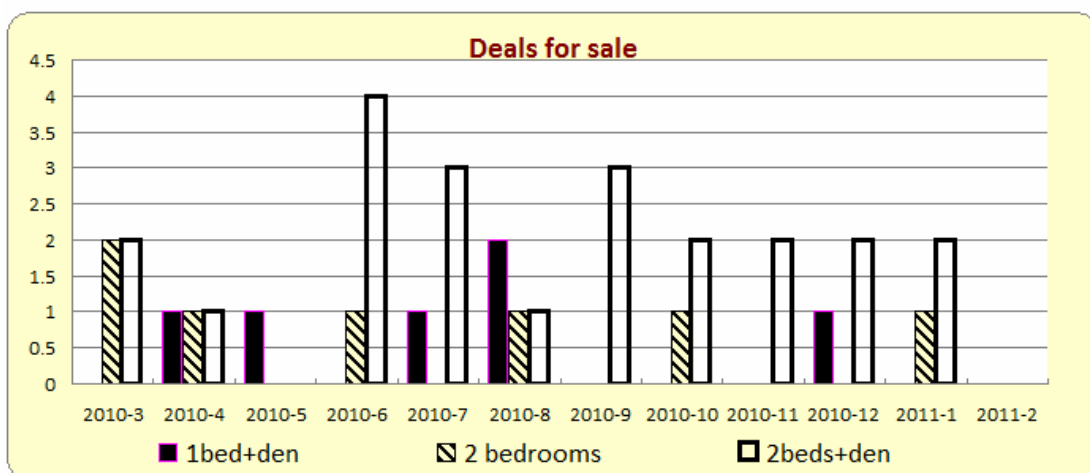
1. Market Watch for Sale

1) Average Price For Sale



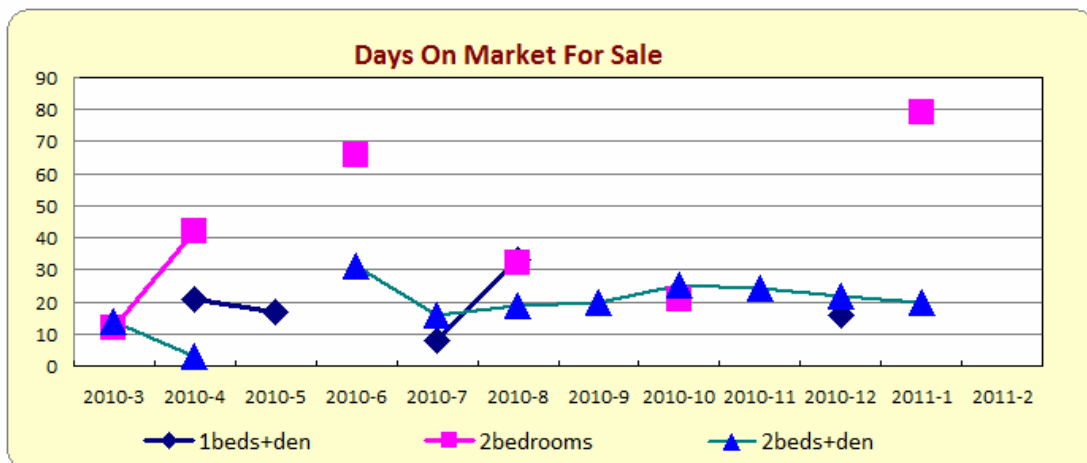
type	2010-3	2010-4	2010-5	2010-6	2010-7	2010-8	2010-9	2010-10	2010-11	2010-12	2011-1	2011-2
bachelor	0	0	0	0	0	0	0	0	0	0	0	0
1bedroom	0	0	0	0	0	0	0	0	0	0	0	0
1beds+den	0	280000	278000	0	262000	272500	0	0	0	271500	0	0
2bedrooms	362300	580000	0	340000	0	280000	0	315500	0	0	450000	0
2beds+den	335400	348000	0	337200	329800	322500	333333	323650	323250	342500	352250	0
3bedrooms	0	700000	0	384333	322000	419000	377166	0	0	0	0	411000

2) Deals For Sale



type	2010-3	2010-4	2010-5	2010-6	2010-7	2010-8	2010-9	2010-10	2010-11	2010-12	2011-1	2011-2
bachelor	0	0	0	0	0	0	0	0	0	0	0	0
1bedroom	0	0	0	0	0	0	0	0	0	0	0	0
1beds+den	0	1	1	0	1	2	0	0	0	1	0	0
2bedrooms	2	1	0	1	0	1	0	1	0	0	1	0
2beds+den	2	1	0	4	3	1	3	2	2	2	2	0
3bedrooms	0	1	0	3	1	4	3	0	0	0	0	1

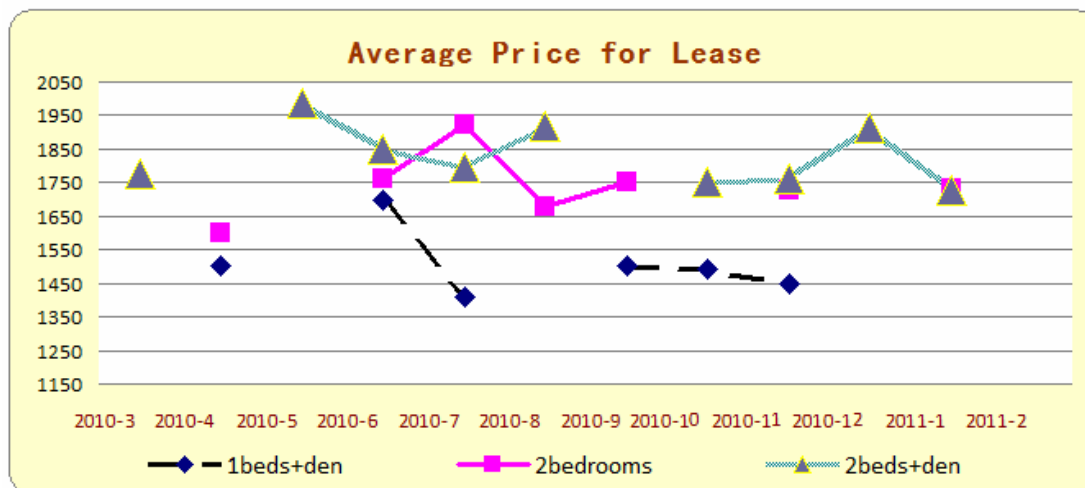
3) Days On Market For Sale



type	2010-3	2010-4	2010-5	2010-6	2010-7	2010-8	2010-9	2010-10	2010-11	2010-12	2011-1	2011-2
bachelor	0	0	0	0	0	0	0	0	0	0	0	0
1bedroom	0	0	0	0	0	0	0	0	0	0	0	0
1beds+den	0	21	17	0	8	33	0	0	0	16	0	0
2bedrooms	12	42	0	66	0	32	0	21	0	0	79	0
2beds+den	14	3	0	31	16	19	20	25	24	22	20	0
3bedrooms	0	8	0	20	37	31	37	0	0	0	0	8

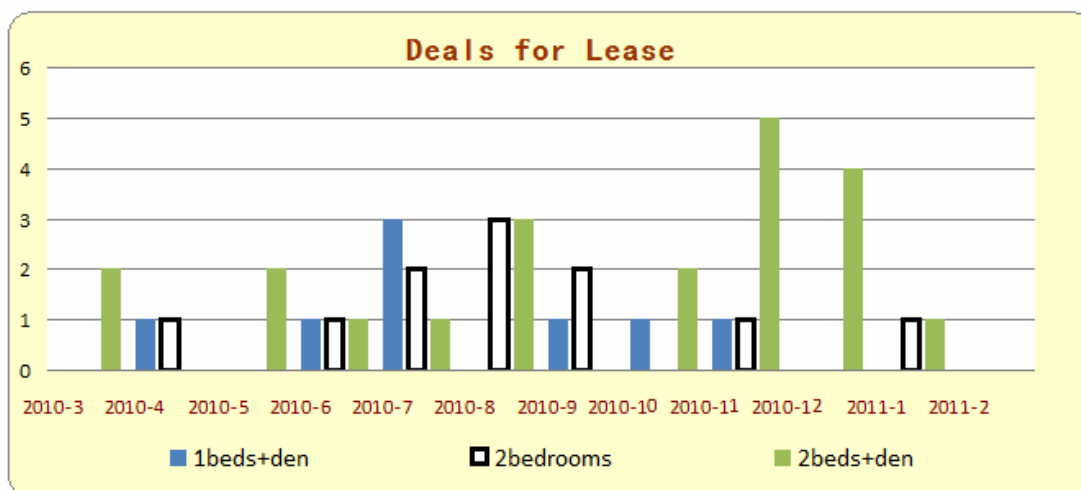
2. Market Watch for Lease

1) Average Price for Lease



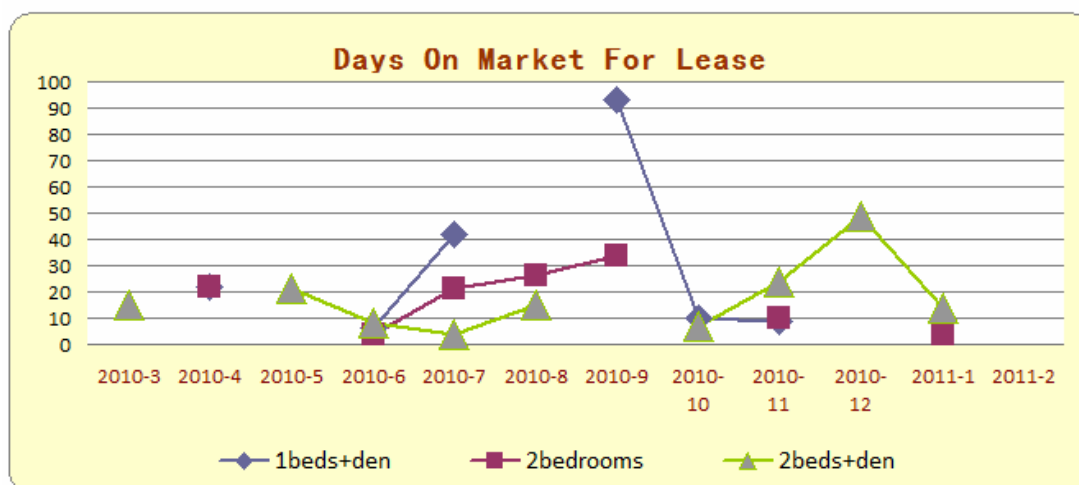
type	2010-3	2010-4	2010-5	2010-6	2010-7	2010-8	2010-9	2010-10	2010-11	2010-12	2011-1	2011-2
bachelor	0	0	0	0	0	0	0	0	0	0	0	0
1bedroom	0	0	0	0	1375	0	0	1400	0	0	0	0
1beds+den	0	1500	0	1700	1410	0	1500	1490	1450	0	0	0
2bedrooms	0	1600	0	1760	1925	1676	1750	0	1725	0	1730	0
2beds+den	1775	0	1987	1850	1795	1916	0	1750	1762	1915	1725	0
3bedrooms	2275	0	2000	2000	2125	2350	2100	2350	1950	0	0	0

2) Deals For Lease



type	2010-3	2010-4	2010-5	2010-6	2010-7	2010-8	2010-9	2010-10	2010-11	2010-12	2011-1	2011-2
bachelor	0	0	0	0	0	0	0	0	0	0	0	0
1bedroom	0	0	0	0	1	0	0	1	0	0	0	0
1beds+den	0	1	0	1	3	0	1	1	1	0	0	0
2bedrooms	0	1	0	1	2	3	2	0	1	0	1	0
2beds+den	2	0	2	1	1	3	0	2	5	4	1	0
3bedrooms	4	0	1	1	2	1	1	1	1	0	0	0

3) Days On Market For Lease



type	2010-3	2010-4	2010-5	2010-6	2010-7	2010-8	2010-9	2010-10	2010-11	2010-12	2011-1	2011-2
bachelor	0	0	0	0	0	0	0	0	0	0	0	0
1bedroom	0	0	0	0	13	0	0	20	0	0	0	0
1beds+den	0	22	0	6	42	0	93	10	9	0	0	0
2bedrooms	0	22	0	4	21	26	34	0	10	0	4	0
2beds+den	15	0	21	8	4	15	0	7	24	49	14	0
3bedrooms	18	0	3	13	6	7	25	1	7	0	0	0

Next: [5/10/15 Northtown](#) Market Watch will be available next week!

If you want to Subscribe Condo Market Watch and get condo information by weekly, please go to <http://www.mycondolife.ca/lists/?p=subscribe&id=8> to Subscribe.

Or Please email to info@mycondolife.ca to subscribe Your Condo Market Watch.

(Source: Toronto MLS, * All data calculated monthly, the information is for reference only, we assume no responsibility for the accuracy of data shown.)