

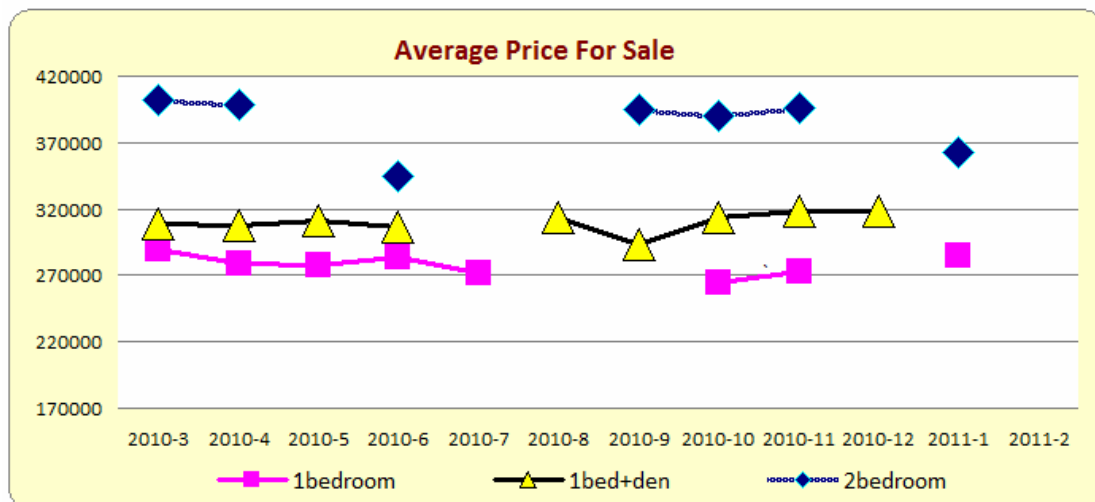
Condo Market Watch

503/509 beecroft

www.mycondolife.ca--Maggie Liu

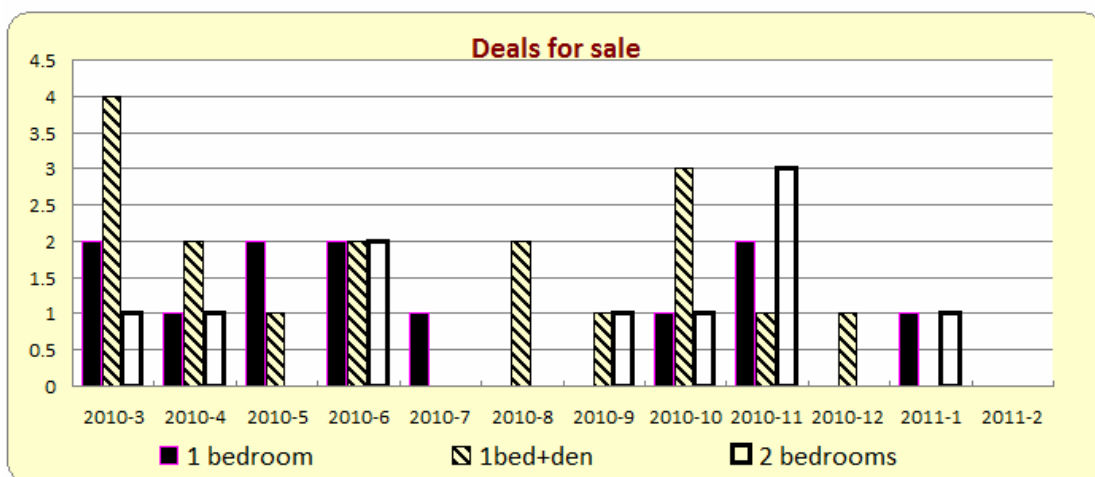
1. Market Watch for Sale

1) Average Price For Sale



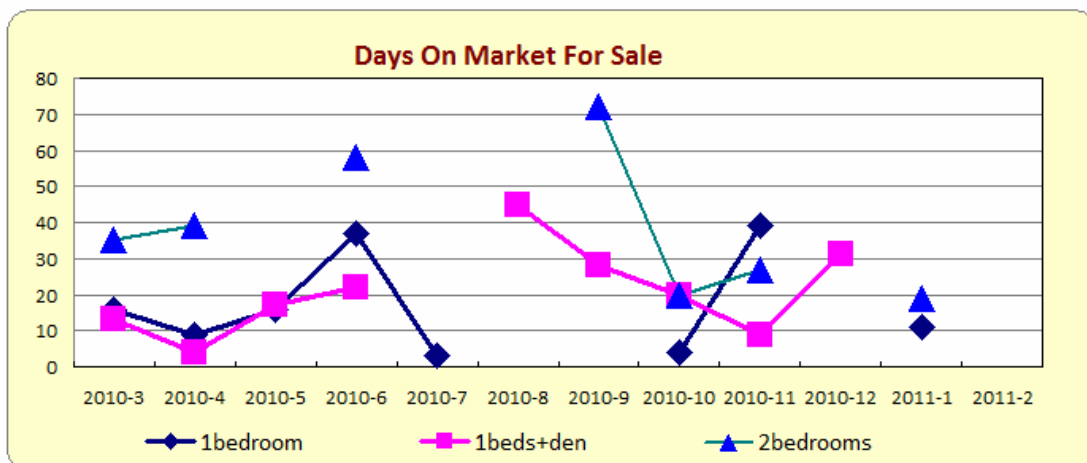
type	2010-3	2010-4	2010-5	2010-6	2010-7	2010-8	2010-9	2010-10	2010-11	2010-12	2011-1	2011-2
bachelor	0	0	0	0	0	0	0	0	0	0	0	0
1bedroom	289250	279000	277500	283500	272000	0	0	265000	273000	0	285000	0
1beds+den	308250	307600	311000	306000	0	313250	293500	313166	318500	318000	0	0
2bedrooms	402000	399000	0	344650	0	0	395000	390000	396333	0	363000	0
2beds+den	465533	0	408188	505000	431250	0	406750	0	388000	0	420000	0
3bedrooms	0	0	0	0	0	517000	0	0	513000	0	0	0

2) Deals For Sale



type	2010-3	2010-4	2010-5	2010-6	2010-7	2010-8	2010-9	2010-10	2010-11	2010-12	2011-1	2011-2
bachelor	0	0	0	0	0	0	0	0	0	0	0	0
1bedroom	2	1	2	2	1	0	0	1	2	0	1	0
1beds+den	4	2	1	2	0	2	1	3	1	1	0	0
2bedrooms	1	1	0	2	0	0	1	1	3	0	1	0
2beds+den	3	0	1	2	2	0	2	0	1	0	1	0
3bedrooms	0	0	0	0	0	1	0	0	1	0	0	0

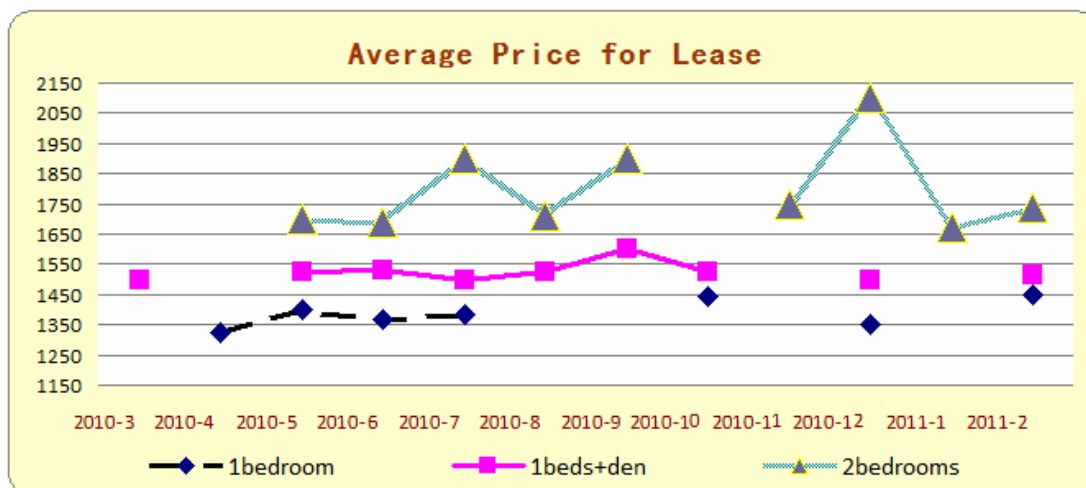
3) Days On Market For Sale



type	2010-3	2010-4	2010-5	2010-6	2010-7	2010-8	2010-9	2010-10	2010-11	2010-12	2011-1	2011-2
bachelor	0	0	0	0	0	0	0	0	0	0	0	0
1bedroom	16	9	16	37	3	0	0	4	39	0	11	0
1beds+den	13	4	17	22	0	45	28	20	9	31	0	0
2bedrooms	35	39	0	58	0	0	72	20	27	0	19	0
2beds+den	40	0	34	29	32	0	55	0	9	0	104	0
3bedrooms	0	0	0	0	0	107	0	0	27	0	0	0

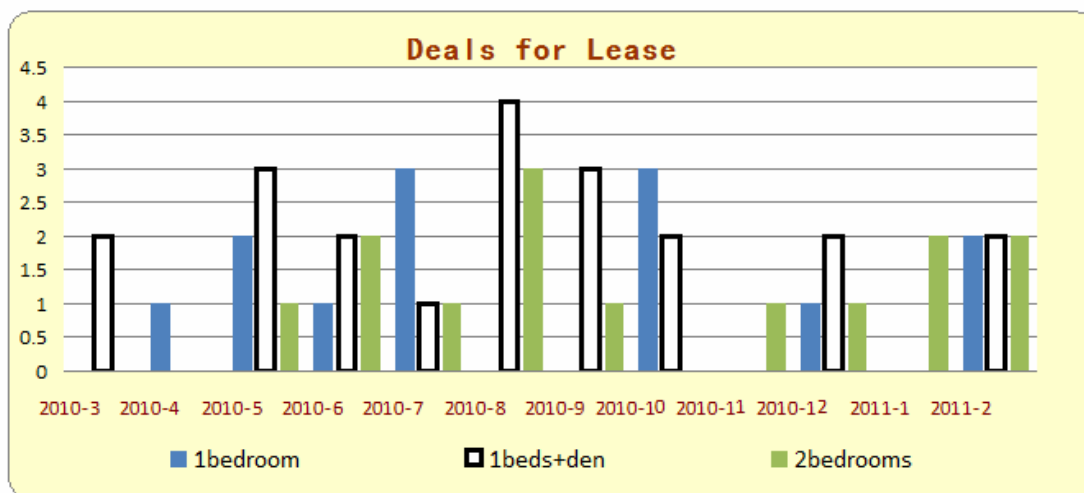
2. Market Watch for Lease

1) Average Price for Lease



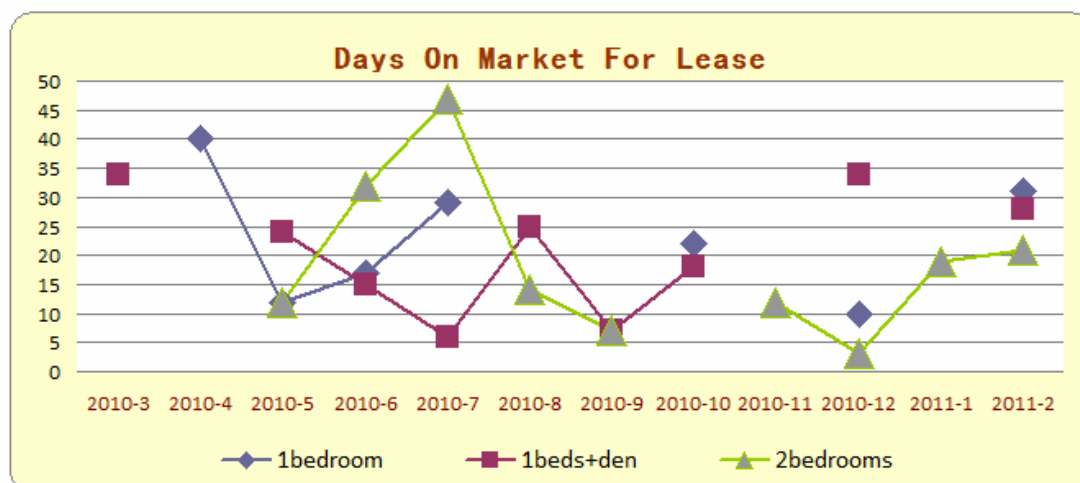
type	2010-3	2010-4	2010-5	2010-6	2010-7	2010-8	2010-9	2010-10	2010-11	2010-12	2011-1	2011-2
bachelor	0	0	0	0	0	0	0	0	0	0	0	0
1bedroom	0	1325	1400	1370	1385	0	0	1443	0	1350	0	1450
1beds+den	1500	0	1525	1532	1500	1525	1601	1525	0	1500	0	1512
2bedrooms	0	0	1700	1690	1900	1708	1900	0	1750	2100	1670	1737
2beds+den	1925	1950	2100	2037	0	0	0	1900	0	0	2000	0
3bedrooms	0	0	0	0	0	2300	0	0	0	0	0	0

2) Deals For Lease



type	2010-3	2010-4	2010-5	2010-6	2010-7	2010-8	2010-9	2010-10	2010-11	2010-12	2011-1	2011-2
bachelor	0	0	0	0	0	0	0	0	0	0	0	0
1bedroom	0	1	2	1	3	0	0	3	0	1	0	2
1beds+den	2	0	3	2	1	4	3	2	0	2	0	2
2bedrooms	0	0	1	2	1	3	1	0	1	1	2	2
2beds+den	2	1	2	2	0	0	0	3	0	0	1	0
3bedrooms	0	0	0	0	0	1	0	0	0	0	0	0

3) Days On Market For Lease



type	2010-3	2010-4	2010-5	2010-6	2010-7	2010-8	2010-9	2010-10	2010-11	2010-12	2011-1	2011-2
bachelor	0	0	0	0	0	0	0	0	0	0	0	0
1bedroom	0	40	12	17	29	0	0	22	0	10	0	31
1beds+den	34	0	24	15	6	25	7	18	0	34	0	28
2bedrooms	0	0	12	32	47	14	7	0	12	3	19	21
2beds+den	10	4	27	24	0	0	0	63	0	0	46	0
3bedrooms	0	0	0	0	0	13	0	0	0	0	0	0

Next: [17/19 Barberry crt](#) Market Watch will be available next week!

If you want to Subscribe Condo Market Watch and get condo information by weekly, please go to <http://www.mycondolife.ca/lists/?p=subscribe&id=8> to Subscribe.

Or Please email to info@mycondolife.ca to subscribe Your Condo Market Watch.

(Source: Toronto MLS, * All data calculated monthly, the information is for reference only, we assume no responsibility for the accuracy of data shown.)