

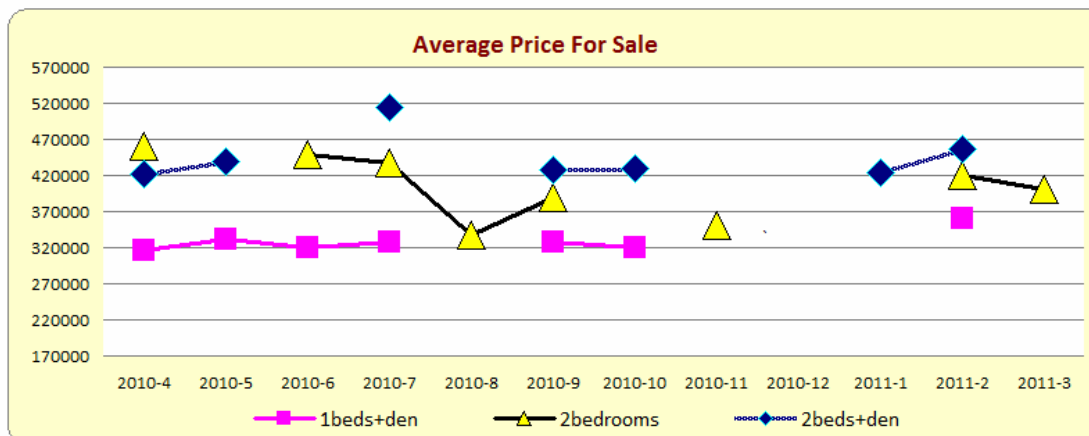
# Condo Market Watch

18 Spring Garden Avenue

www.mycondolife.ca--Maggie Liu

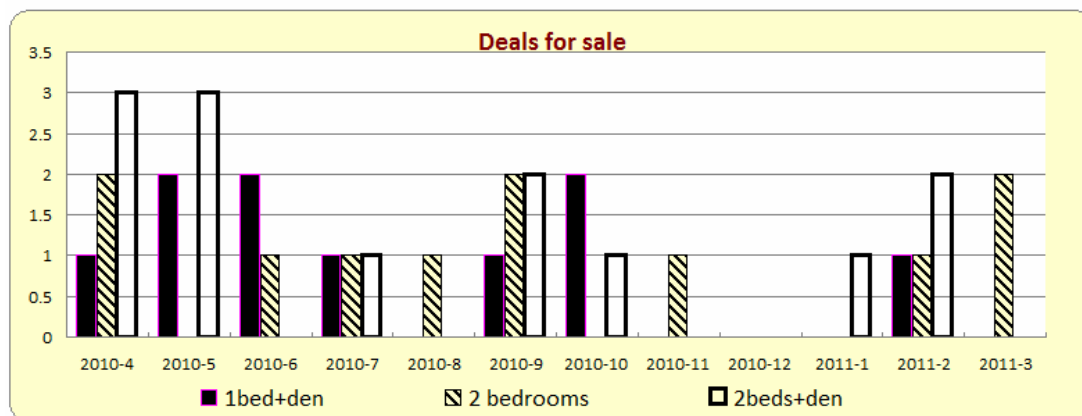
## 1. Market Watch for 18 Spring Garden Avenue (2009/3-2010/2)

### 1) Average Price For Sale



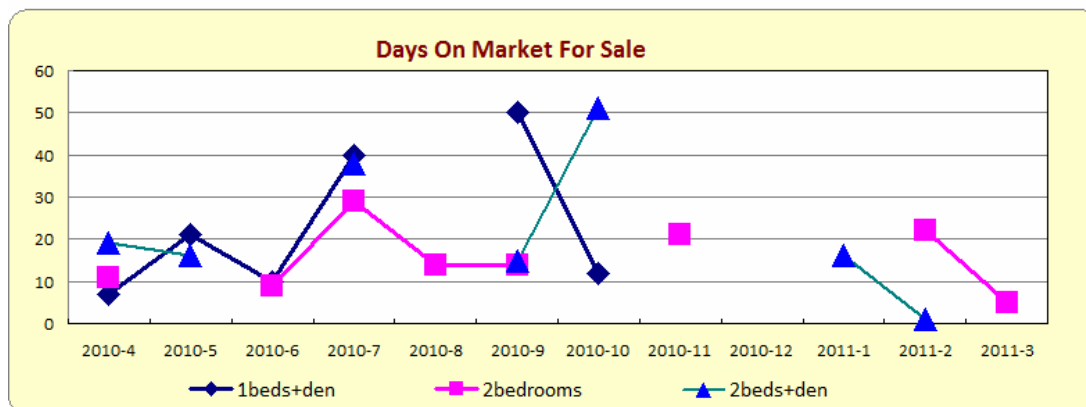
type	2010-4	2010-5	2010-6	2010-7	2010-8	2010-9	2010-10	2010-11	2010-12	2011-1	2011-2	2011-3
bachelor	0	0	0	0	0	0	0	0	0	0	0	0
1bedroom	0	292000	0	0	0	310000	0	0	310000	0	0	0
1beds+den	316500	332000	320000	327000	0	327000	320500	0	0	0	359888	0
2bedrooms	460000	0	448000	438000	338000	388500	0	350000	0	0	420000	401500
2beds+den	422100	440000	0	515000	0	428400	429000	0	0	423000	457050	0
3bedrooms	0	0	0	0	0	0	0	0	0	0	0	0

### 2) Deals For Sale



type	2010-4	2010-5	2010-6	2010-7	2010-8	2010-9	2010-10	2010-11	2010-12	2011-1	2011-2	2011-3
bachelor	0	0	0	0	0	0	0	0	0	0	0	0
1bedroom	0	1	0	0	0	1	0	0	1	0	0	0
1beds+den	1	2	2	1	0	1	2	0	0	0	1	0
2bedrooms	2	0	1	1	1	2	0	1	0	0	1	2
2beds+den	3	3	0	1	0	2	1	0	0	1	2	0
3bedrooms	0	0	0	0	0	0	0	0	0	0	0	0

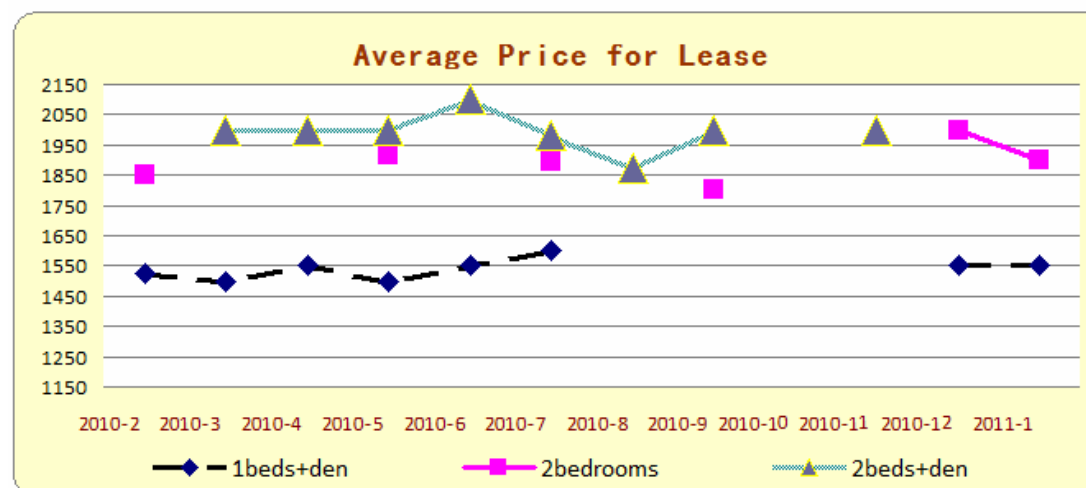
### 3) Days On Market For Sale



type	2010-4	2010-5	2010-6	2010-7	2010-8	2010-9	2010-10	2010-11	2010-12	2011-1	2011-2	2011-3
bachelor	0	0	0	0	0	0	0	0	0	0	0	0
1bedroom	0	21	0	0	0	38	0	0	28	0	0	0
1beds+den	7	21	10	40	0	50	12	0	0	0	0	0
2bedrooms	11	0	9	29	14	14	0	21	0	0	22	5
2beds+den	19	16	0	38	0	15	51	0	0	16	1	0
3bedrooms	0	0	0	0	0	0	0	0	0	0	0	0

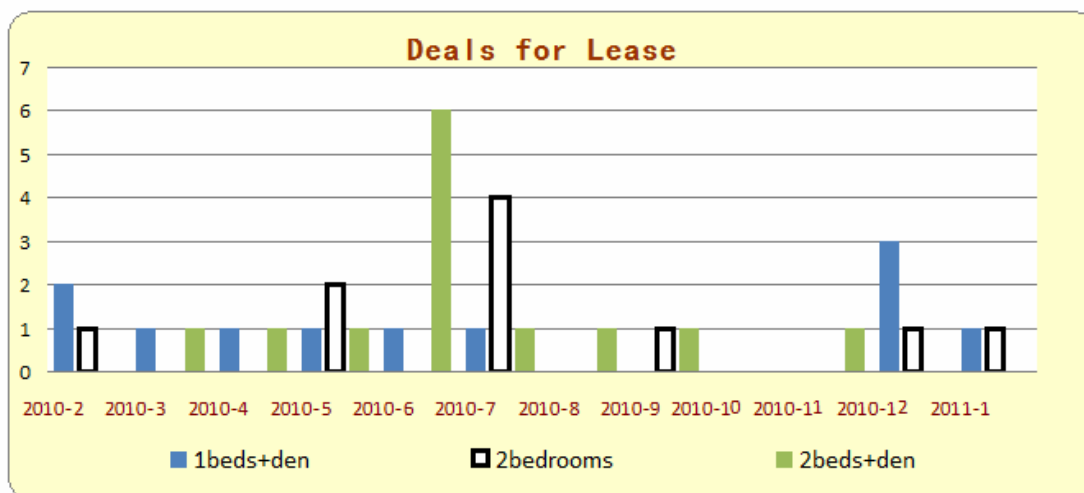
## 2. Market Watch for 18 Spring Garden Avenue (2009/3-2010/2)

### 1) Average Price for Lease



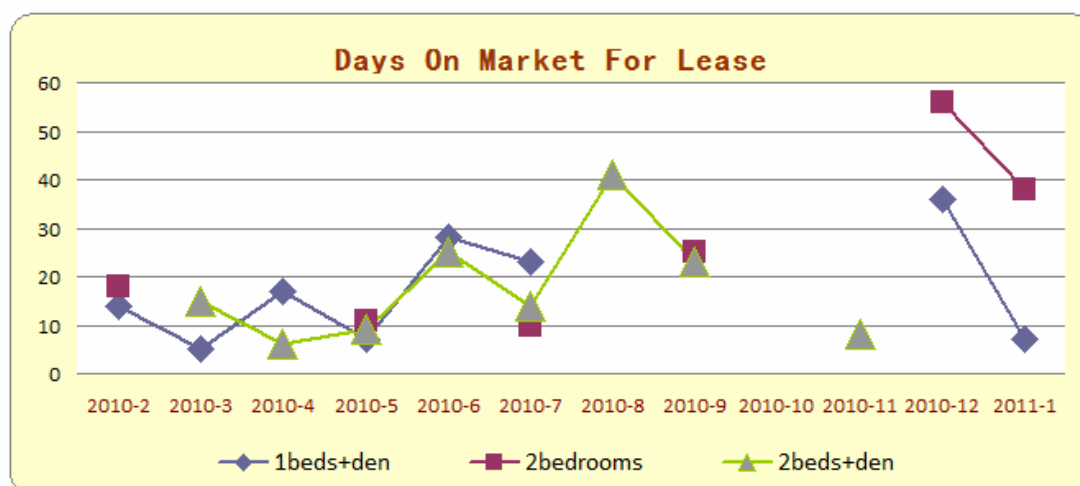
type	2010-4	2010-5	2010-6	2010-7	2010-8	2010-9	2010-10	2010-11	2010-12	2011-1	2011-2	2011-3
bachelor	0	0	0	0	0	0	0	0	0	0	0	0
1bedroom	0	0	0	0	0	1450	0	0	0	0	0	1400
1beds+den	1525	1500	1550	1500	1550	1600	0	0	0	0	1550	1550
2bedrooms	1850	0	0	1915	0	1895	0	1800	0	0	2000	1900
2beds+den	0	2000	2000	2000	2100	1980	1875	2000	0	2000	0	0
3bedrooms	0	2250	0	0	0	0	0	0	0	0	0	0

### 2) Deals For Lease



type	2010-4	2010-5	2010-6	2010-7	2010-8	2010-9	2010-10	2010-11	2010-12	2011-1	2011-2	2011-3
bachelor	0	0	0	0	0	0	0	0	0	0	0	0
1bedroom	0	0	0	0	0	2	0	0	0	0	0	1
1beds+den	2	1	1	1	1	1	0	0	0	0	3	1
2bedrooms	1	0	0	2	0	4	0	1	0	0	1	1
2beds+den	0	1	1	1	6	1	1	1	0	1	0	0
3bedrooms	0	1	0	0	0	0	0	0	0	0	0	0

3) Days On Market For Lease



type	2010-4	2010-5	2010-6	2010-7	2010-8	2010-9	2010-10	2010-11	2010-12	2011-1	2011-2	2011-3
bachelor	0	0	0	0	0	0	0	0	0	0	0	0
1bedroom	0	0	0	0	0	24	0	0	0	0	0	16
1beds+den	14	5	17	7	28	23	0	0	0	0	36	7
2bedrooms	18	0	0	11	0	10	0	25	0	0	56	38
2beds+den	0	15	6	9	25	14	41	23	0	8	0	0
3bedrooms	0	17	0	0	0	0	0	0	0	0	0	0

Next: [33 Sheppard Ave](#) Market Watch will be available on 16 April, 2010

If you want to Subscribe Condo Market Watch and get condo information by weekly, please go to <http://www.mycondolife.ca/lists/?p=subscribe&id=8> to Subscribe.

Or Please email to info@mycondolife.ca to subscribe Your Condo Market Watch.

(Source: Toronto MLS, \* All data calculated monthly, the information is for reference only, we assume no responsibility for the accuracy of data shown.)