

# Condo Market Watch(56)

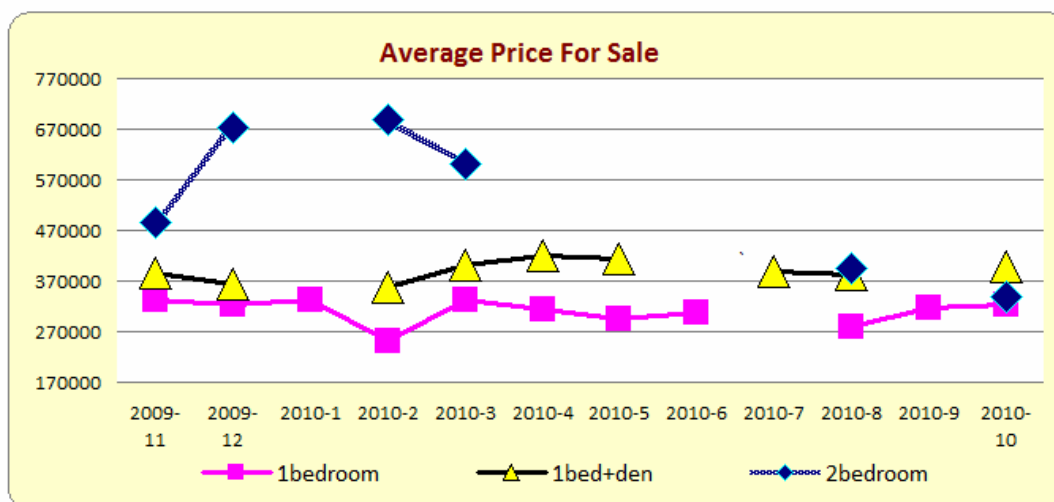
208/218 queens quay/8 york

www.mycondolife.ca



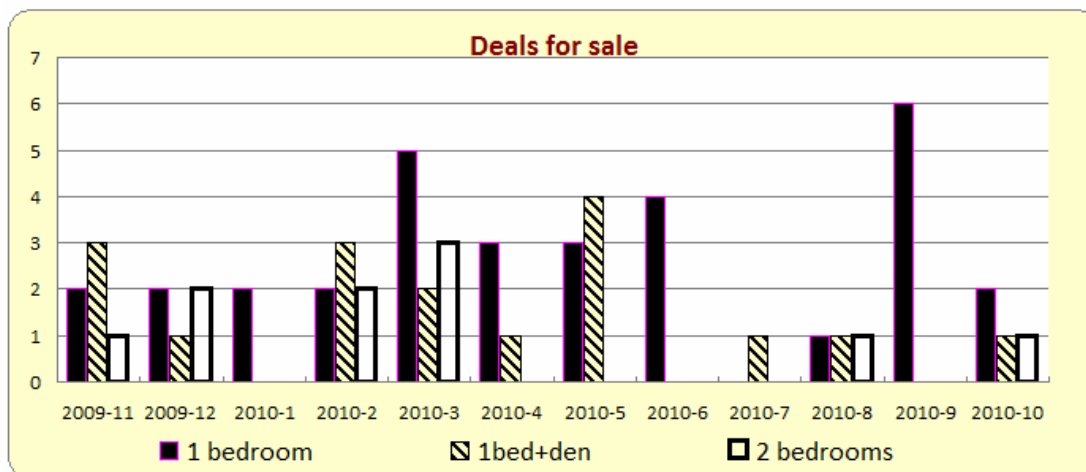
## 1. Market Watch for Sale

### 1) Average Price For Sale



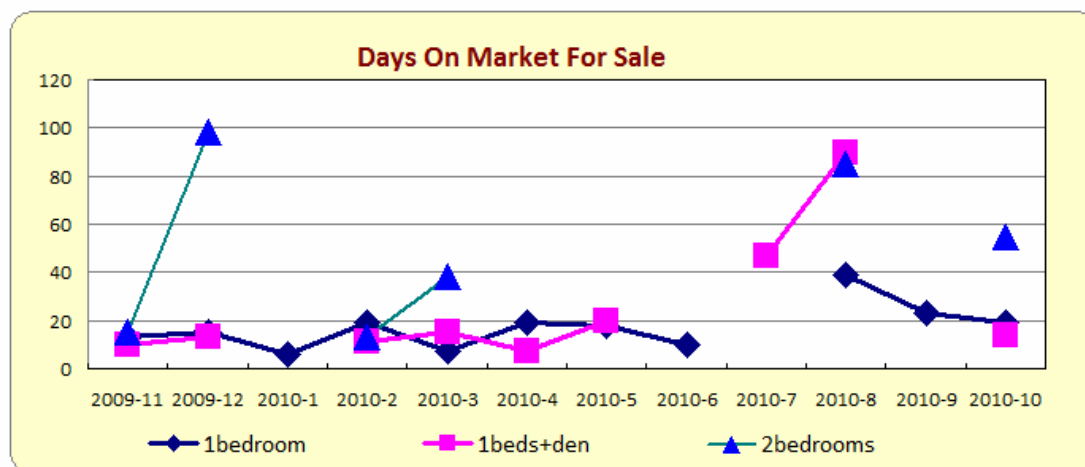
type	2009-11	2009-12	2010-1	2010-2	2010-3	2010-4	2010-5	2010-6	2010-7	2010-8	2010-9	2010-10
bachelor	0	0	0	227400	0	0	0	0	0	0	0	0
1bedroom	334050	322250	334000	250750	332980	313600	295966	307700	0	278000	315500	323250
1beds+den	384933	365000	0	356333	402500	419900	415000	0	390000	383000	0	397000
2bedrooms	487000	673050	0	690000	600666	0	0	0	0	395000	0	340000
2beds+den	430000	537000	0	0	460000	516500	650000	0	0	555000	438000	0
3bedrooms	0	0	0	0	0	0	0	0	0	0	0	0

### 2) Deals For Sale



type	2009-11	2009-12	2010-1	2010-2	2010-3	2010-4	2010-5	2010-6	2010-7	2010-8	2010-9	2010-10
bachelor	0	0	0	2	0	0	0	0	0	0	0	0
1bedroom	2	2	2	2	5	3	3	4	0	1	6	2
1beds+den	3	1	0	3	2	1	4	0	1	1	0	1
2bedrooms	1	2	0	2	3	0	0	0	0	1	0	1
2beds+den	1	2	0	0	1	2	1	0	0	1	1	0
3bedrooms	0	0	0	0	0	0	0	0	0	0	0	0

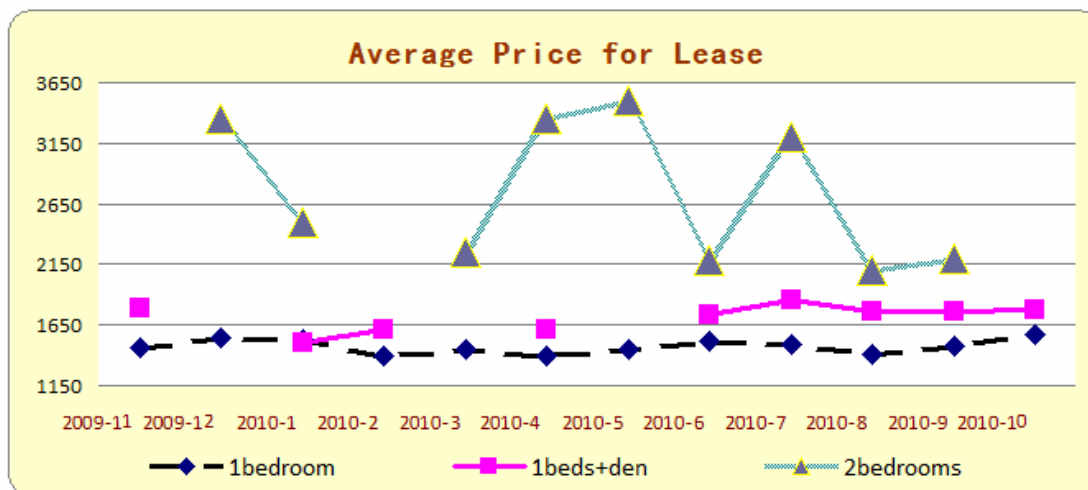
### 3) Days On Market For Sale



type	2009-11	2009-12	2010-1	2010-2	2010-3	2010-4	2010-5	2010-6	2010-7	2010-8	2010-9	2010-10
bachelor	0	0	0	3	0	0	0	0	0	0	0	0
1bedroom	13	15	6	19	7	19	18	10	0	39	23	19
1beds+den	10	13	0	11	15	7	20	0	47	90	0	14
2bedrooms	15	98	0	13	38	0	0	0	0	85	0	55
2beds+den	17	21	0	0	2	9	15	0	0	31	88	0
3bedrooms	0	0	0	0	0	0	0	0	0	0	0	0

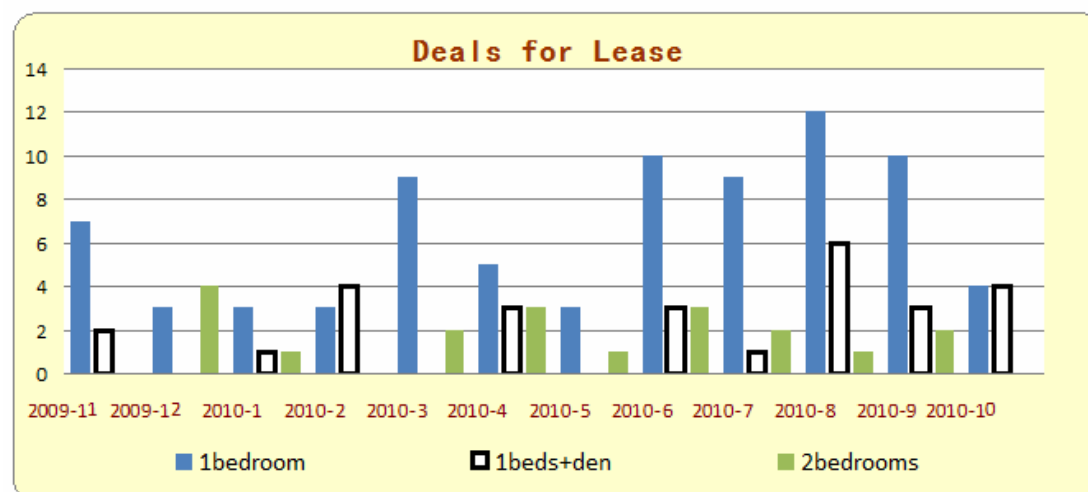
## 2. Market Watch for Lease

### 1) Average Price for Lease



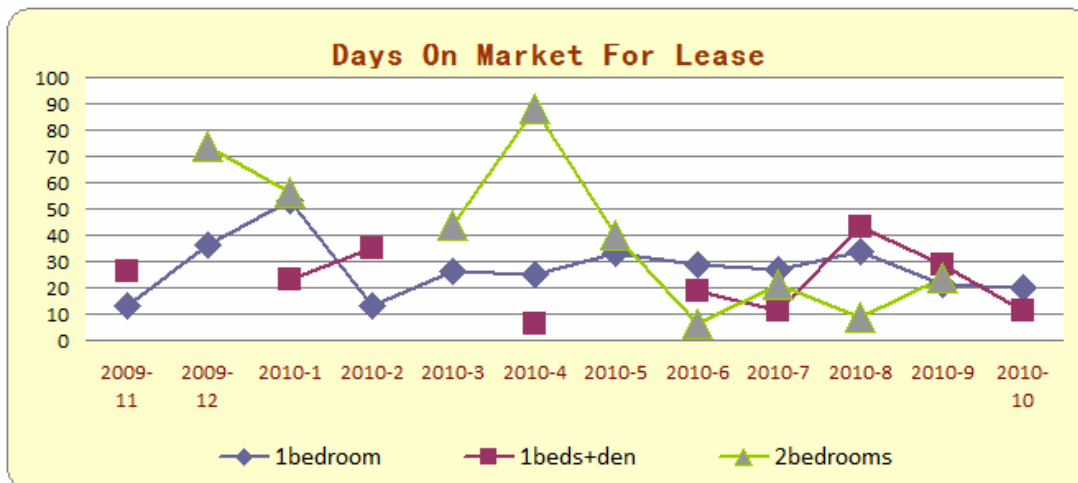
type	2009-11	2009-12	2010-1	2010-2	2010-3	2010-4	2010-5	2010-6	2010-7	2010-8	2010-9	2010-10
bachelor	0	1300	1242	1200	0	0	1350	0	1150	1250	1250	1250
1bedroom	1467	1541	1525	1400	1451	1391	1450	1519	1492	1412	1470	1573
1beds+den	1790	0	1500	1612	0	1616	0	1733	1850	1763	1758	1775
2bedrooms	0	3347	2500	0	2250	3350	3500	2183	3200	2100	2200	0
2beds+den	2450	2600	2450	0	5400	2370	2720	2700	2900	2646	2262	2400
3bedrooms	0	0	0	0	0	0	0	0	0	0	3800	0

2) Deals For Lease



type	2009-11	2009-12	2010-1	2010-2	2010-3	2010-4	2010-5	2010-6	2010-7	2010-8	2010-9	2010-10
bachelor	0	1	2	1	0	0	1	0	1	3	1	1
1bedroom	7	3	3	3	9	5	3	10	9	12	10	4
1beds+den	2	0	1	4	0	3	0	3	1	6	3	4
2bedrooms	0	4	1	0	2	3	1	3	2	1	2	0
2beds+den	1	1	1	0	1	2	5	4	2	3	4	1
3bedrooms	0	0	0	0	0	0	0	0	0	0	1	0

3) Days On Market For Lease



type	2009-11	2009-12	2010-1	2010-2	2010-3	2010-4	2010-5	2010-6	2010-7	2010-8	2010-9	2010-10
bachelor	0	21	52	26	0	0	31	0	7	23	30	7
1bedroom	13	36	53	13	26	25	33	29	27	34	21	20
1beds+den	26	0	23	35	0	6	0	19	11	43	29	11
2bedrooms	0	74	56	0	44	88	40	6	21	9	24	0
2beds+den	32	61	9	0	163	24	30	24	58	24	40	3
3bedrooms	0	0	0	0	0	0	0	0	0	0	65	0

If you want to Subscribe Condo Market Watch and get condo information by weekly, please go to <http://www.mycondolife.ca/lists/?p=subscribe&id=8> to Subscribe.

Or Please email to info@mycondolife.ca to subscribe Your Condo Market Watch.

(Source: Toronto MLS, \* All data calculated monthly, the information is for reference only, we assume no responsibility for the accuracy of data shown.)