

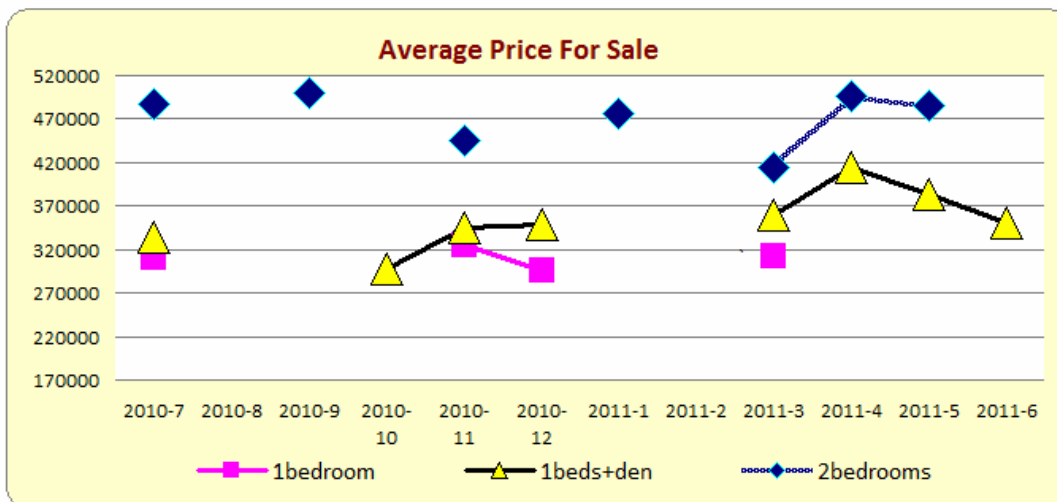
# Condo Market Watch

30 grand trunk cres

www.mycondolife.ca--Maggie Liu

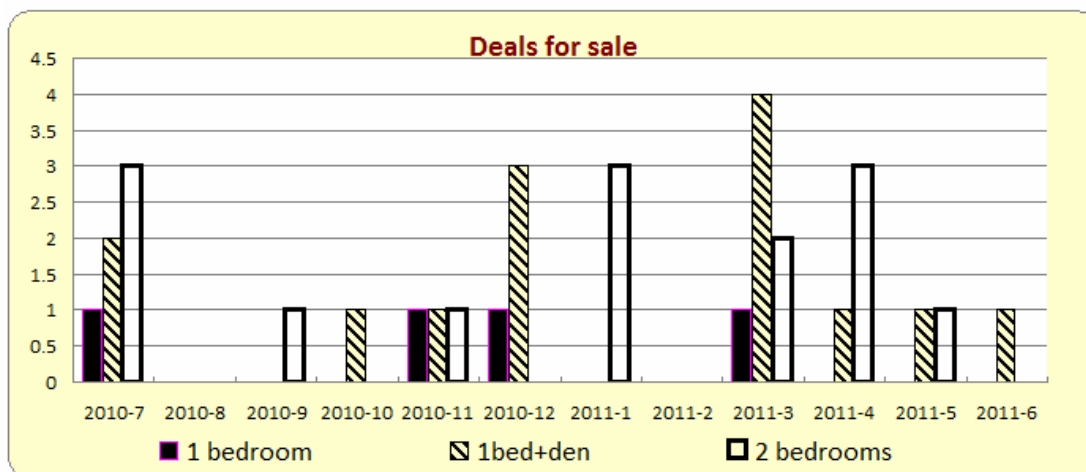
## 1. Market Watch for Sale

### 1) Average Price For Sale



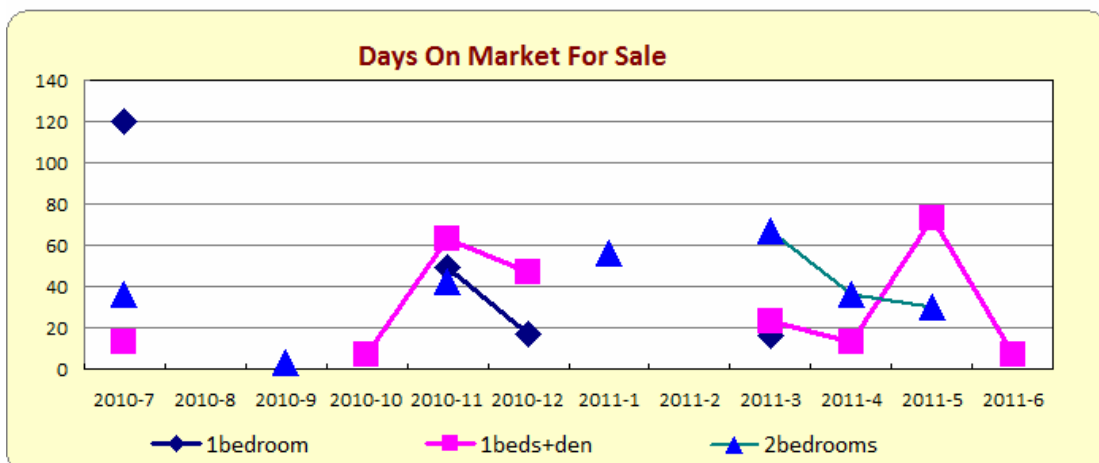
type	2010-7	2010-8	2010-9	2010-10	2010-11	2010-12	2011-1	2011-2	2011-3	2011-4	2011-5	2011-6
bachelor	0	0	0	0	0	0	0	0	0	0	0	0
1bedroom	310000	0	0	0	325000	296000	0	0	312000	0	0	0
1beds+den	333500	0	0	297000	345000	348000	0	0	359500	415000	383000	349900
2bedrooms	486666	0	500000	0	445000	0	475633	0	415000	496166	485000	0
2beds+den	0	0	0	0	0	0	0	0	0	0	0	0
3bedrooms	0	0	0	0	0	0	0	0	0	0	0	0

### 2) Deals For Sale



type	2010-7	2010-8	2010-9	2010-10	2010-11	2010-12	2011-1	2011-2	2011-3	2011-4	2011-5	2011-6
bachelor	0	0	0	0	0	0	0	0	0	0	0	0
1bedroom	1	0	0	0	1	1	0	0	1	0	0	0
1beds+den	2	0	0	1	1	3	0	0	4	1	1	1
2bedrooms	3	0	1	0	1	0	3	0	2	3	1	0
2beds+den	0	0	0	0	0	0	0	0	0	0	0	0
3bedrooms	0	0	0	0	0	0	0	0	0	0	0	0

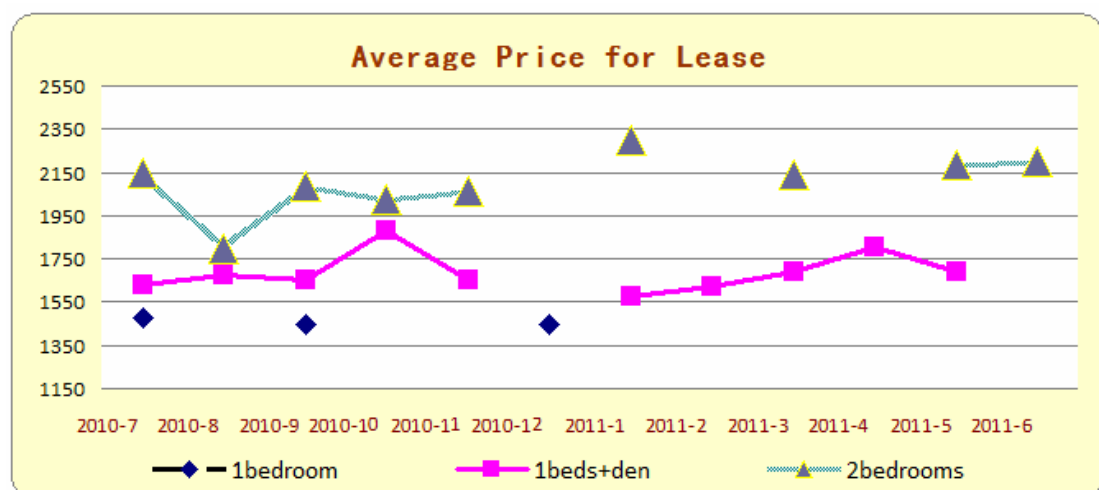
### 3) Days On Market For Sale



type	2010-7	2010-8	2010-9	2010-10	2010-11	2010-12	2011-1	2011-2	2011-3	2011-4	2011-5	2011-6
bachelor	0	0	0	0	0	0	0	0	0	0	0	0
1bedroom	120	0	0	0	49	17	0	0	16	0	0	0
1beds+den	13	0	0	7	63	47	0	0	23	13	73	7
2bedrooms	36	0	3	0	42	0	56	0	67	36	30	0
2beds+den	0	0	0	0	0	0	0	0	0	0	0	0
3bedrooms	0	0	0	0	0	0	0	0	0	0	0	0

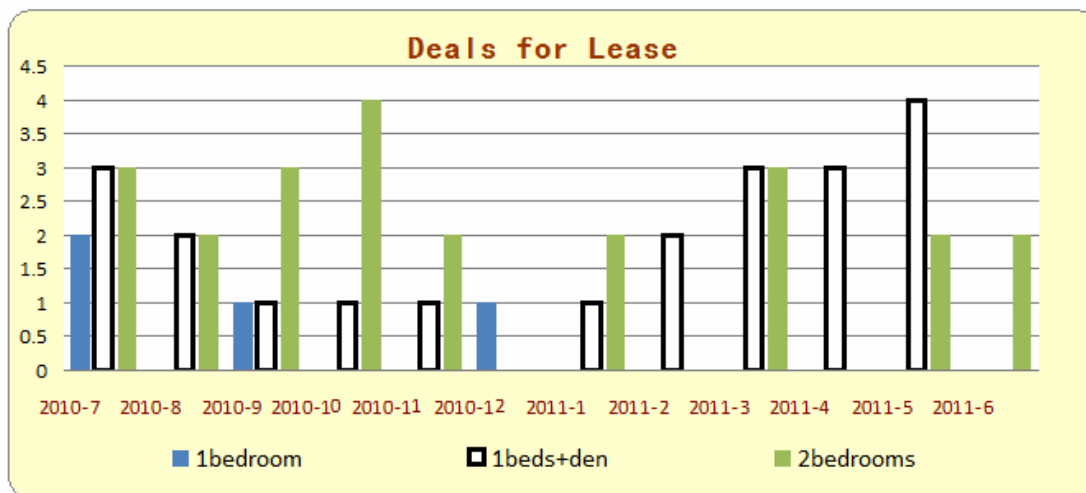
## 2. Market Watch for Lease

### 1) Average Price for Lease



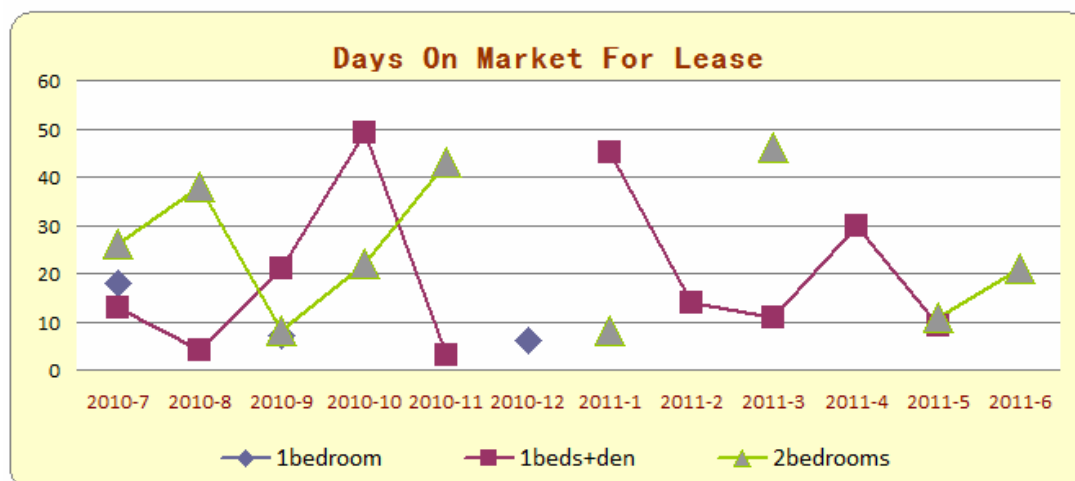
type	2010-7	2010-8	2010-9	2010-10	2010-11	2010-12	2011-1	2011-2	2011-3	2011-4	2011-5	2011-6
bachelor	0	0	0	0	0	0	0	0	0	0	0	0
1bedroom	1475	0	1450	0	0	1450	0	0	0	0	0	0
1beds+den	1633	1675	1650	1880	1650	0	1575	1625	1688	1805	1693	0
2bedrooms	2150	1800	2083	2025	2062	0	2300	0	2141	0	2185	2200
2beds+den	0	0	2600	0	0	0	0	0	0	0	0	0
3bedrooms	0	0	0	0	0	0	0	0	0	0	0	0

### 2) Deals For Lease



type	2010-7	2010-8	2010-9	2010-10	2010-11	2010-12	2011-1	2011-2	2011-3	2011-4	2011-5	2011-6
bachelor	0	0	0	0	0	0	0	0	0	0	0	0
1bedroom	2	0	1	0	0	1	0	0	0	0	0	0
1beds+den	3	2	1	1	1	0	1	2	3	3	4	0
2bedrooms	3	2	3	4	2	0	2	0	3	0	2	2
2beds+den	0	0	1	0	0	0	0	0	0	0	0	0
3bedrooms	0	0	0	0	0	0	0	0	0	0	0	0

3) Days On Market For Lease



type	2010-7	2010-8	2010-9	2010-10	2010-11	2010-12	2011-1	2011-2	2011-3	2011-4	2011-5	2011-6
bachelor	0	0	0	0	0	0	0	0	0	0	0	0
1bedroom	18	0	7	0	0	6	0	0	0	0	0	0
1beds+den	13	4	21	49	3	0	45	14	11	30	9	0
2bedrooms	26	38	8	22	43	0	8	0	46	0	11	21
2beds+den	0	0	64	0	0	0	0	0	0	0	0	0
3bedrooms	0	0	0	0	0	0	0	0	0	0	0	0

If you want to Subscribe Condo Market Watch and get condo information by weekly, please go to <http://www.mycondolife.ca/lists/?p=subscribe&id=8> to Subscribe.

Or Please email to info@mycondolife.ca to subscribe Your Condo Market Watch.

(Source: Toronto MLS, \* All data calculated monthly, the information is for reference only, we assume no responsibility for the accuracy of data shown.)