

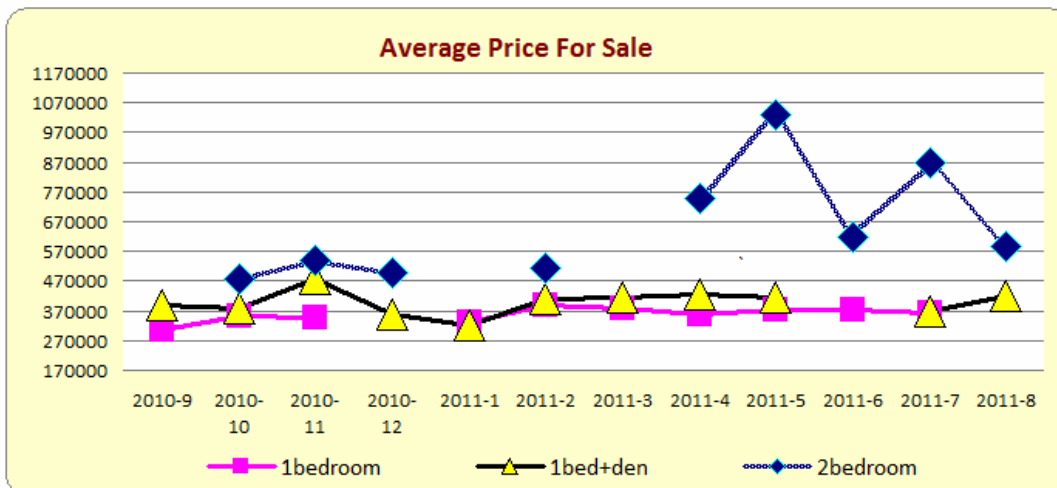
Condo Market Watch

2181/2191 Yonge st

www.mycondolife.ca--Maggie Liu

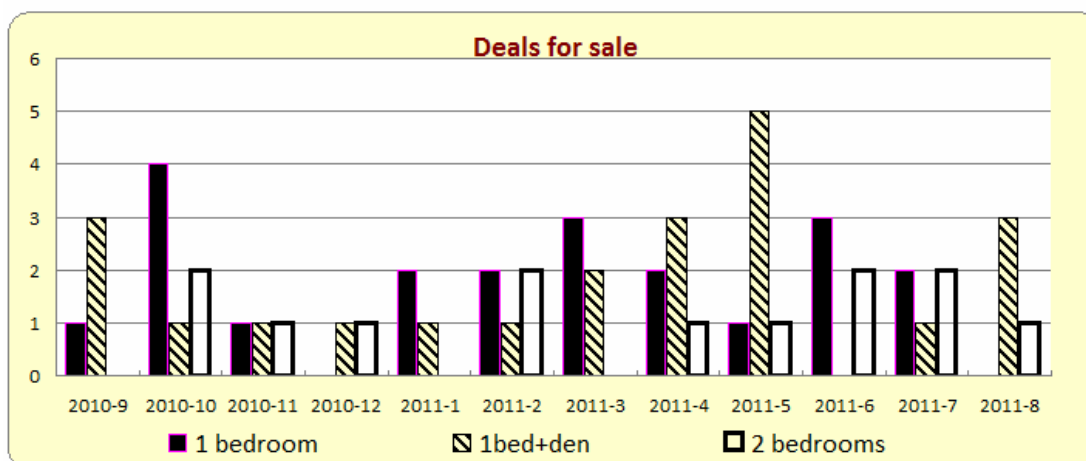
1. Market Watch for Sale

1) Average Price For Sale



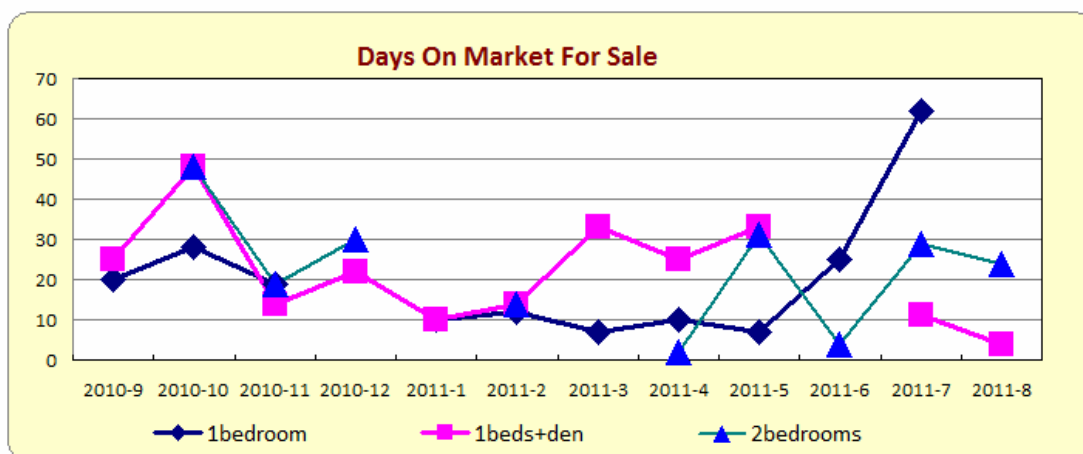
type	2010-9	2010-10	2010-11	2010-12	2011-1	2011-2	2011-3	2011-4	2011-5	2011-6	2011-7	2011-8
bachelor	0	0	0	55000	0	0	0	0	0	0	0	0
1bedroom	303000	351225	348000	0	330500	387500	378333	357275	375000	371000	361500	0
1beds+den	386266	376000	478000	358000	319000	411000	415000	427333	413000	0	370000	419200
2bedrooms	0	477000	540000	499000	0	512500	0	750000	1030000	617400	869000	585800
2beds+den	580000	749000	0	836000	630000	625000	0	559500	0	690000	1094400	688477
3bedrooms	2E+06	0	0	0	0	0	0	0	0	0	0	0

2) Deals For Sale



type	2010-9	2010-10	2010-11	2010-12	2011-1	2011-2	2011-3	2011-4	2011-5	2011-6	2011-7	2011-8
bachelor	0	0	0	1	0	0	0	0	0	0	0	0
1bedroom	1	4	1	0	2	2	3	2	1	3	2	0
1beds+den	3	1	1	1	1	1	2	3	5	0	1	3
2bedrooms	0	2	1	1	0	2	0	1	1	2	2	1
2beds+den	1	1	0	2	1	4	0	2	0	1	2	5
3bedrooms	1	0	0	0	0	0	0	0	0	0	0	0

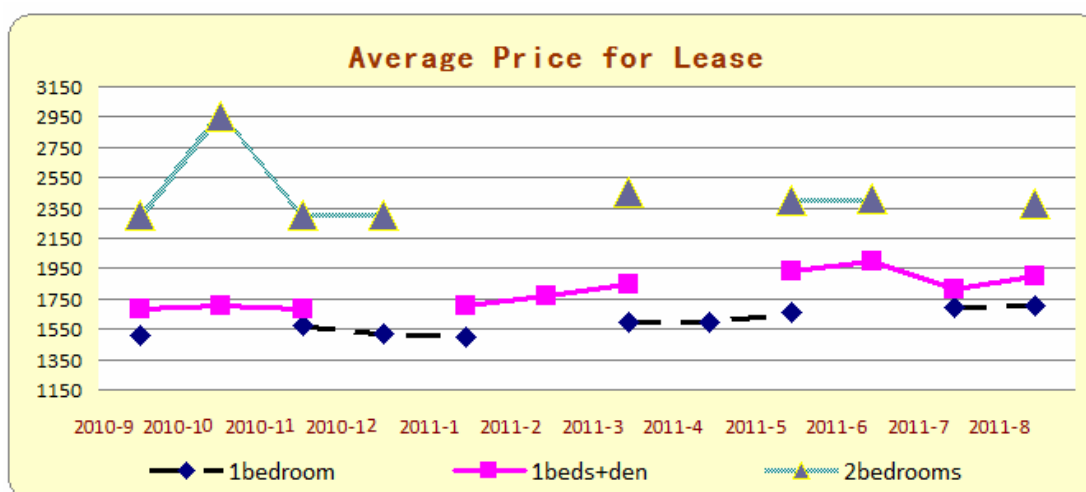
3) Days On Market For Sale



type	2010-9	2010-10	2010-11	2010-12	2011-1	2011-2	2011-3	2011-4	2011-5	2011-6	2011-7	2011-8
bachelor	0	0	0	2	0	0	0	0	0	0	0	0
1bedroom	20	28	19	0	10	12	7	10	7	25	62	0
1beds+den	25	48	14	22	10	14	33	25	33	0	11	4
2bedrooms	0	48	19	30	0	14	0	2	31	4	29	24
2beds+den	49	37	0	51	36	38	0	31	0	11	17	14
3bedrooms	169	0	0	0	0	0	0	0	0	0	0	0

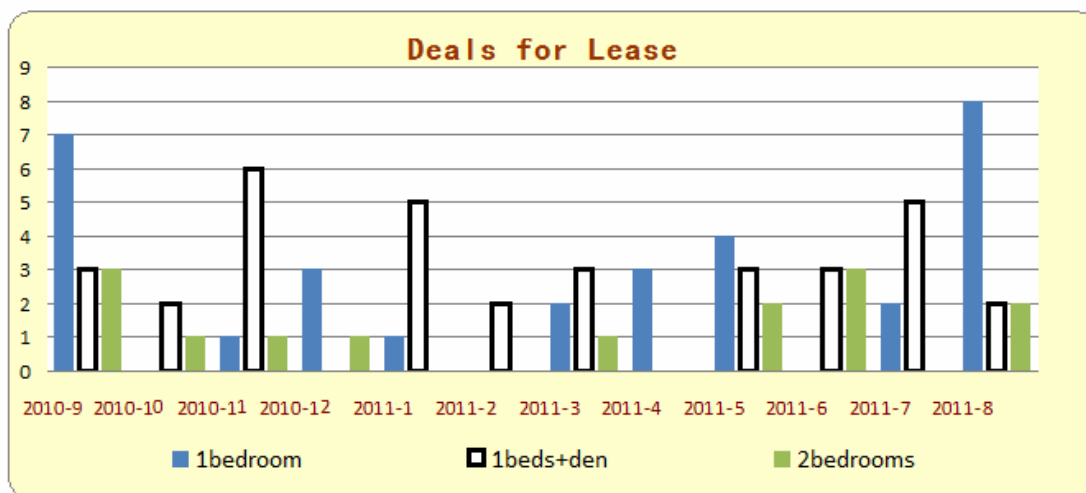
2. Market Watch for Lease

1) Average Price for Lease



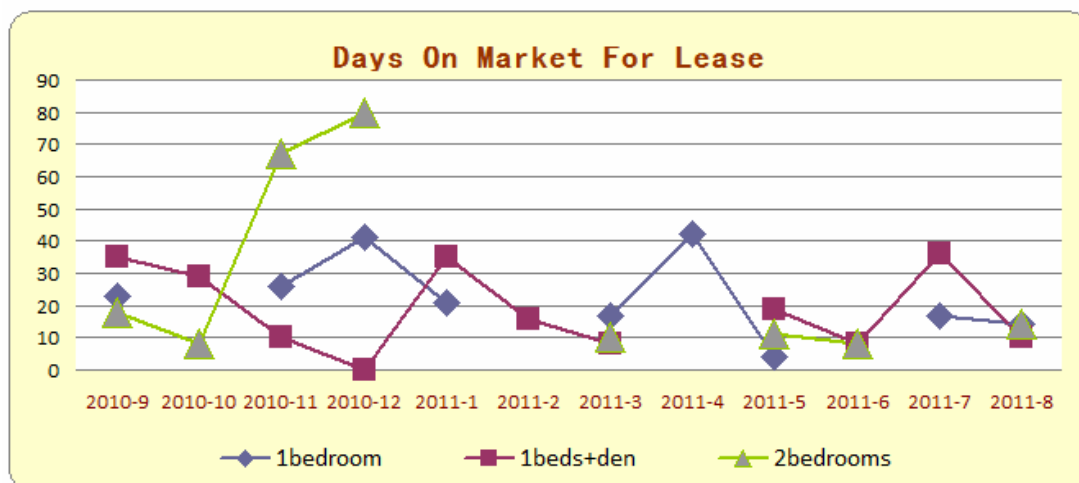
type	2010-9	2010-10	2010-11	2010-12	2011-1	2011-2	2011-3	2011-4	2011-5	2011-6	2011-7	2011-8
bachelor	0	0	0	0	0	0	0	0	0	0	0	0
1bedroom	1506	0	1575	1516	1500	0	1600	1593	1662	0	1690	1709
1beds+den	1683	1700	1678	0	1705	1775	1850	0	1933	2000	1810	1900
2bedrooms	2300	2950	2300	2300	0	0	2450	0	2400	2416	0	2375
2beds+den	2625	2516	4375	0	2575	2883	3400	2833	2500	2540	2850	2850
3bedrooms	0	0	0	0	0	0	0	0	3800	0	0	0

2) Deals For Lease



type	2010-9	2010-10	2010-11	2010-12	2011-1	2011-2	2011-3	2011-4	2011-5	2011-6	2011-7	2011-8
bachelor	0	0	0	0	0	0	0	0	0	0	0	0
1bedroom	7	0	1	3	1	0	2	3	4	0	2	8
1beds+den	3	2	6	0	5	2	3	0	3	3	5	2
2bedrooms	3	1	1	1	0	0	1	0	2	3	0	2
2beds+den	2	3	2	0	2	3	2	3	1	1	2	1
3bedrooms	0	0	0	0	0	0	0	0	1	0	0	0

3) Days On Market For Lease



type	2010-9	2010-10	2010-11	2010-12	2011-1	2011-2	2011-3	2011-4	2011-5	2011-6	2011-7	2011-8
bachelor	0	0	0	0	0	0	0	0	0	0	0	0
1bedroom	23	0	26	41	21	0	17	42	4	0	17	14
1beds+den	35	29	10	0	35	16	8	0	19	8	36	10
2bedrooms	18	8	67	80	0	0	10	0	11	8	0	14
2beds+den	10	42	17	0	11	26	13	35	7	8	16	14
3bedrooms	0	0	0	0	0	0	0	0	4	0	0	0

If you want to Subscribe Condo Market Watch and get condo information by weekly, please go to <http://www.mycondolife.ca/lists/?p=subscribe&id=8> to Subscribe.

Or Please email to info@mycondolife.ca to subscribe Your Condo Market Watch.

(Source: Toronto MLS, * All data calculated monthly, the information is for reference only, we assume no responsibility for the accuracy of data shown.)