

Condo Market Watch

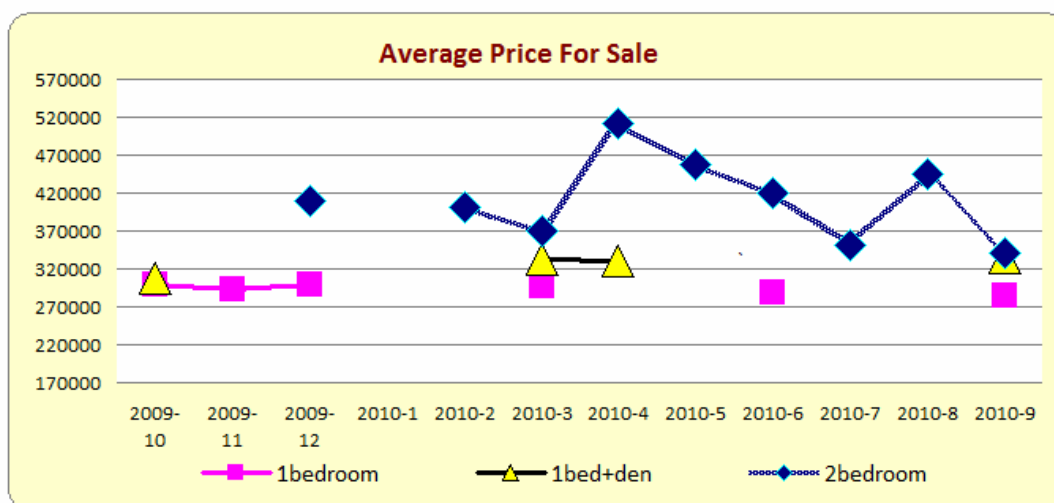
28/33/35 Empress Ave

www.mycondolife.ca



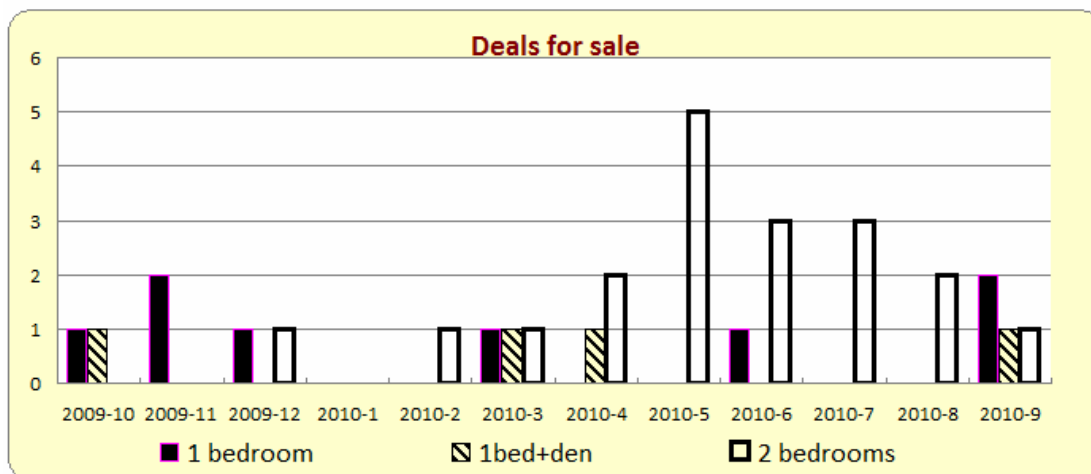
1. Market Watch for Sale

1) Average Price For Sale



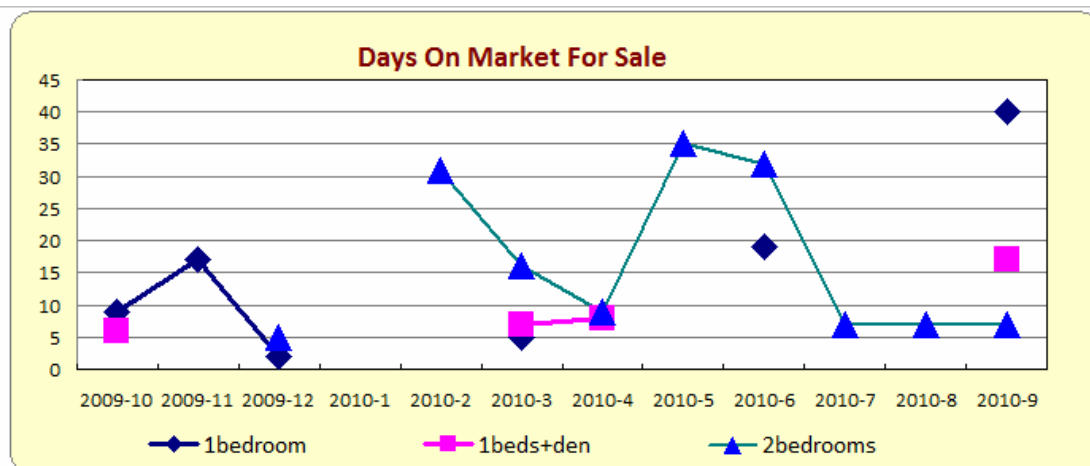
type	2009-10	2009-11	2009-12	2010-1	2010-2	2010-3	2010-4	2010-5	2010-6	2010-7	2010-8	2010-9
bachelor	0	0	0	0	0	0	0	0	0	0	0	0
1bedroom	300000	292000	300000	0	0	297000	0	0	288000	0	0	284500
1beds+den	308000	0	0	0	0	332300	330000	0	0	0	0	334000
2bedrooms	0	0	410000	0	401600	369000	512650	457600	419666	351333	444500	340800
2beds+den	0	0	0	0	0	0	476000	0	0	0	445000	415600
3bedrooms	0	0	0	0	0	0	0	0	0	0	0	0

2) Deals For Sale



type	2009-10	2009-11	2009-12	2010-1	2010-2	2010-3	2010-4	2010-5	2010-6	2010-7	2010-8	2010-9
bachelor	0	0	0	0	0	0	0	0	0	0	0	0
1bedroom	1	2	1	0	0	1	0	0	1	0	0	2
1beds+den	1	0	0	0	0	1	1	0	0	0	0	1
2bedrooms	0	0	1	0	1	1	2	5	3	3	2	1
2beds+den	0	0	0	0	0	0	1	0	0	0	1	1
3bedrooms	0	0	0	0	0	0	0	0	0	0	0	0

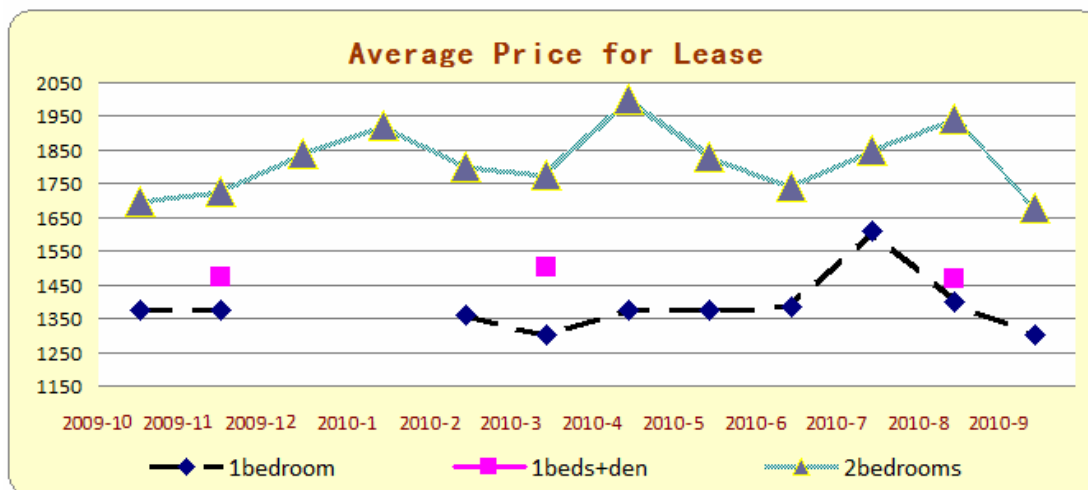
3) Days On Market For Sale



type	2009-10	2009-11	2009-12	2010-1	2010-2	2010-3	2010-4	2010-5	2010-6	2010-7	2010-8	2010-9
bachelor	0	0	0	0	0	0	0	0	0	0	0	0
1bedroom	9	17	2	0	0	5	0	0	19	0	0	40
1beds+den	6	0	0	0	0	7	8	0	0	0	0	17
2bedrooms	0	0	5	0	31	16	9	35	32	7	7	7
2beds+den	0	0	0	0	0	0	7	0	0	0	42	2
3bedrooms	0	0	0	0	0	0	0	0	0	0	0	0

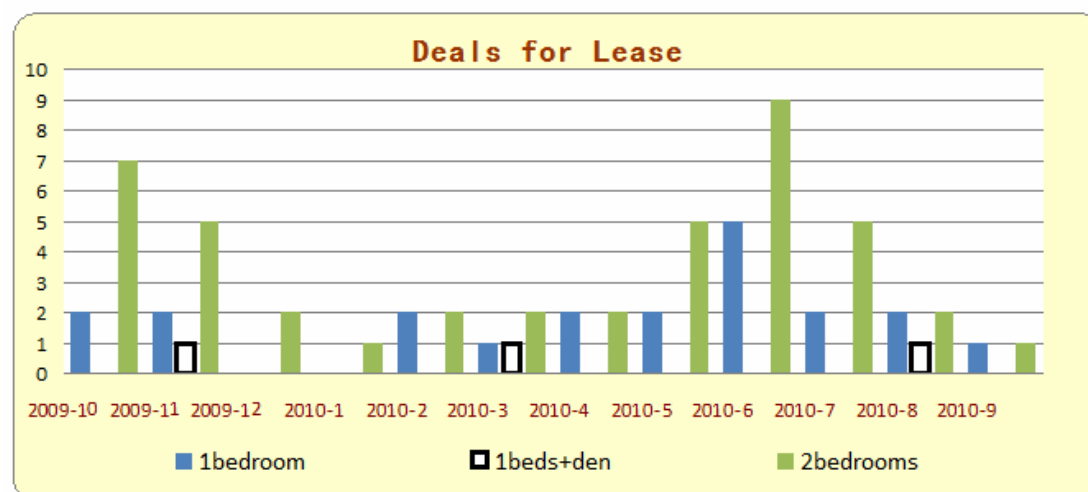
2. Market Watch for Lease

1) Average Price for Lease



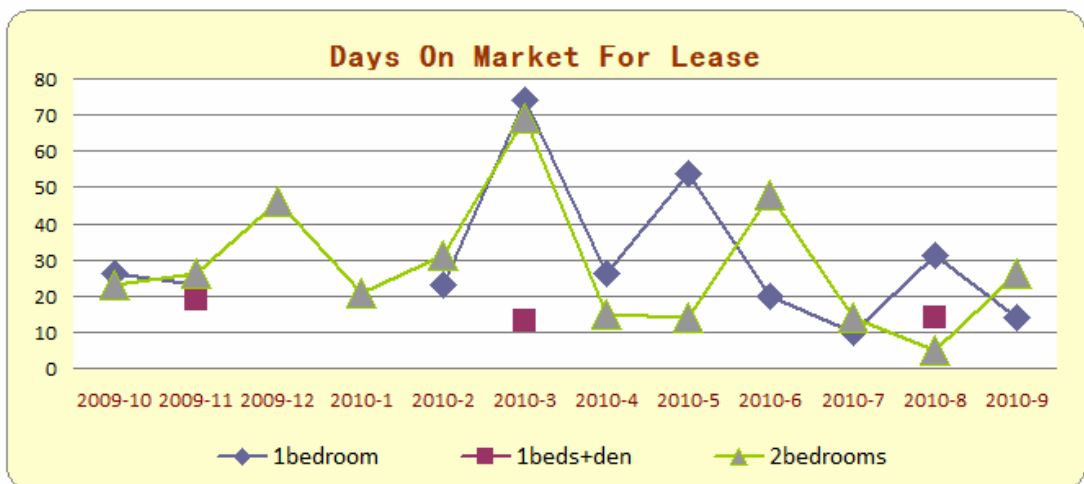
type	2009-10	2009-11	2009-12	2010-1	2010-2	2010-3	2010-4	2010-5	2010-6	2010-7	2010-8	2010-9
bachelor	0	0	0	0	0	0	0	0	0	0	0	0
1bedroom	1375	1375	0	0	1362	1300	1375	1375	1387	1610	1400	1300
1beds+den	0	1475	0	0	0	1500	0	0	0	0	1470	0
2bedrooms	1700	1725	1840	1925	1800	1775	2000	1829	1740	1850	1940	1680
2beds+den	0	0	0	0	0	0	0	0	2150	0	0	0
3bedrooms	0	0	0	0	0	0	0	0	0	0	0	0

2) Deals For Lease



type	2009-10	2009-11	2009-12	2010-1	2010-2	2010-3	2010-4	2010-5	2010-6	2010-7	2010-8	2010-9
bachelor	0	0	0	0	0	0	0	0	0	0	0	0
1bedroom	2	2	0	0	2	1	2	2	5	2	2	1
1beds+den	0	1	0	0	0	1	0	0	0	0	1	0
2bedrooms	7	5	2	1	2	2	2	5	9	5	2	1
2beds+den	0	0	0	0	0	0	0	0	1	0	0	0
3bedrooms	0	0	0	0	0	0	0	0	0	0	0	0

3) Days On Market For Lease



type	2009-10	2009-11	2009-12	2010-1	2010-2	2010-3	2010-4	2010-5	2010-6	2010-7	2010-8	2010-9
bachelor	0	0	0	0	0	0	0	0	0	0	0	0
1bedroom	26	23	0	0	23	74	26	54	20	10	31	14
1beds+den	0	19	0	0	0	13	0	0	0	0	14	0
2bedrooms	23	26	46	21	31	69	15	14	48	14	5	26
2beds+den	0	0	0	0	0	0	0	0	50	0	0	0
3bedrooms	0	0	0	0	0	0	0	0	0	0	0	0

If you want to Subscribe Condo Market Watch and get condo information by weekly, please go to <http://www.mycondolife.ca/lists/?p=subscribe&id=8> to Subscribe.

Or Please email to info@mycondolife.ca to subscribe Your Condo Market Watch.

(Source: Toronto MLS, * All data calculated monthly, the information is for reference only, we assume no responsibility for the accuracy of data shown.)