

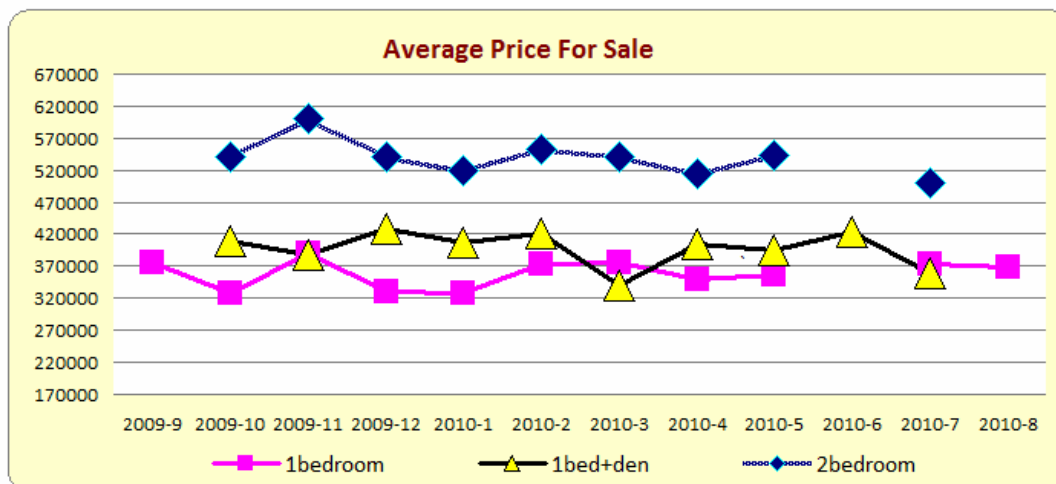
# Condo Market Watch

2181/2191 Yonge st

www.mycondolife.ca--Maggie Liu

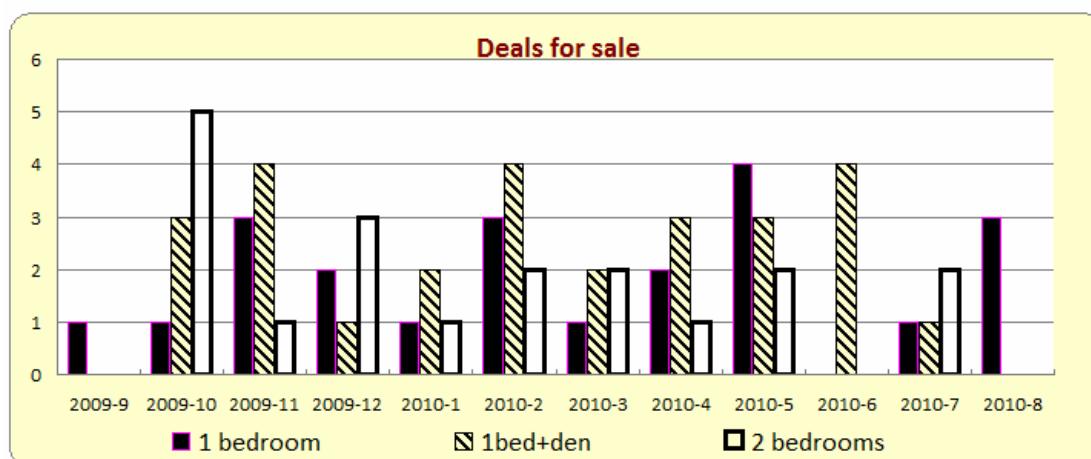
## 1. Market Watch for Sale

### 1) Average Price For Sale



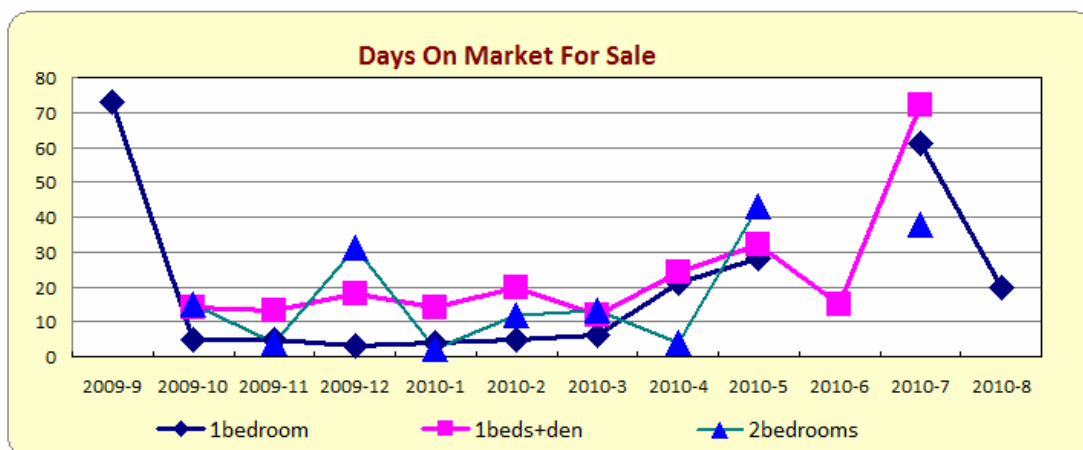
type	2009-9	2009-10	2009-11	2009-12	2010-1	2010-2	2010-3	2010-4	2010-5	2010-6	2010-7	2010-8
bachelor	0	0	0	52000	59750	0	0	0	0	59000	0	0
1bedroom	375000	327500	390000	330277	328000	373333	375000	349450	356625	0	373000	368333
1beds+den	0	409500	388375	429000	406000	420750	339750	404666	394966	424500	360000	0
2bedrooms	0	540980	600000	540833	520000	551750	540000	515000	542027	0	499500	0
2beds+den	0	950850	0	760000	490000	534000	590700	563950	1200750	516000	1245000	505000
3bedrooms	0	0	0	0	1550000	0	0	0	0	0	0	0

### 2) Deals For Sale



type	2009-9	2009-10	2009-11	2009-12	2010-1	2010-2	2010-3	2010-4	2010-5	2010-6	2010-7	2010-8
bachelor	0	0	0	1	2	0	0	0	0	0	1	0
1bedroom	1	1	3	2	1	3	1	2	4	0	1	3
1beds+den	0	3	4	1	2	4	2	3	3	4	1	0
2bedrooms	0	5	1	3	1	2	2	1	2	0	2	0
2beds+den	0	3	0	2	1	4	5	2	2	2	1	2
3bedrooms	0	0	0	0	1	0	0	0	0	0	0	0

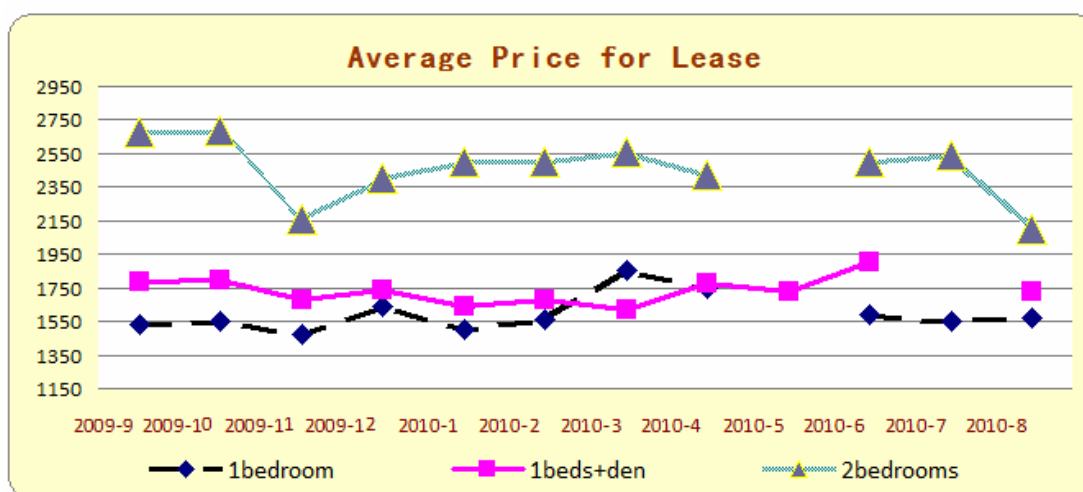
### 3) Days On Market For Sale



type	2009-9	2009-10	2009-11	2009-12	2010-1	2010-2	2010-3	2010-4	2010-5	2010-6	2010-7	2010-8
bachelor	0	0	0	41	92	0	0	0	0	3	0	0
1bedroom	73	5	5	3	4	5	6	21	28	0	61	20
1beds+den	0	14	13	18	14	20	12	24	32	15	72	0
2bedrooms	0	15	4	31	2	12	13	4	43	0	38	0
2beds+den	0	28	0	31	41	16	18	17	26	10	56	32
3bedrooms	0	0	0	0	59	0	0	0	0	0	0	0

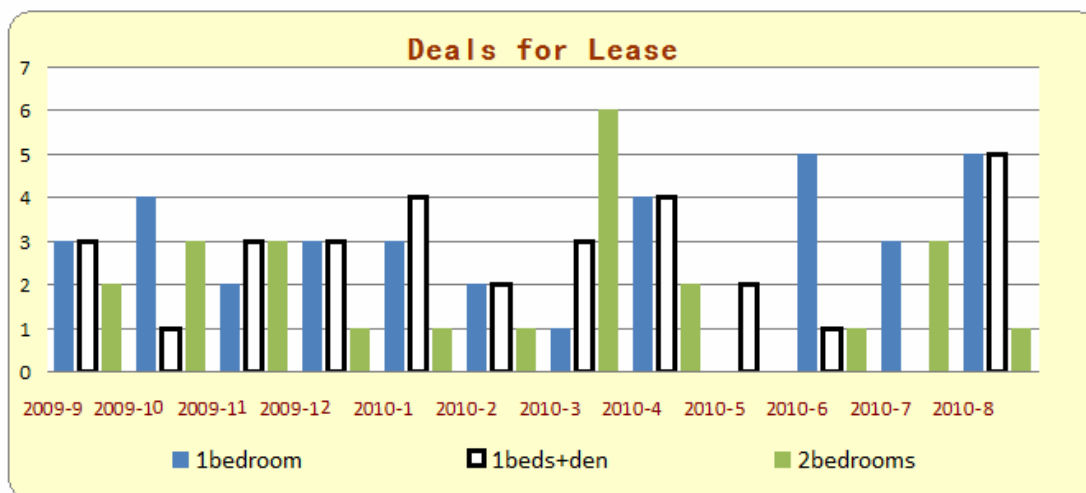
## 2. Market Watch for Lease

### 1) Average Price for Lease



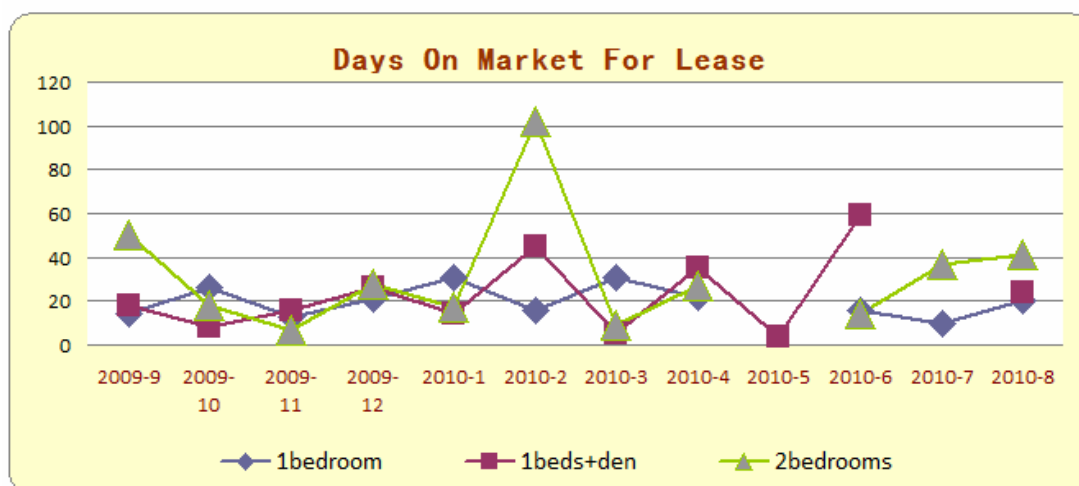
type	2009-9	2009-10	2009-11	2009-12	2010-1	2010-2	2010-3	2010-4	2010-5	2010-6	2010-7	2010-8
bachelor	0	0	0	0	0	0	0	0	0	0	0	0
1bedroom	1535	1550	1475	1641	1501	1562	1850	1750	0	1586	1550	1575
1beds+den	1783	1800	1683	1733	1643	1675	1616	1775	1725	1900	0	1730
2bedrooms	2675	2683	2158	2400	2500	2500	2563	2425	0	2500	2543	2100
2beds+den	2500	2633	2400	2700	2500	0	2575	2625	2712	2800	2650	2418
3bedrooms	0	0	0	0	0	0	0	0	0	0	0	0

### 2) Deals For Lease



type	2009-9	2009-10	2009-11	2009-12	2010-1	2010-2	2010-3	2010-4	2010-5	2010-6	2010-7	2010-8
bachelor	0	0	0	0	0	0	0	0	0	0	0	0
1bedroom	3	4	2	3	3	2	1	4	0	5	3	5
1beds+den	3	1	3	3	4	2	3	4	2	1	0	5
2bedrooms	2	3	3	1	1	1	6	2	0	1	3	1
2beds+den	1	3	1	1	1	0	4	2	4	1	2	4
3bedrooms	0	0	0	0	0	0	0	0	0	0	0	0

3) Days On Market For Lease



type	2009-9	2009-10	2009-11	2009-12	2010-1	2010-2	2010-3	2010-4	2010-5	2010-6	2010-7	2010-8
bachelor	0	0	0	0	0	0	0	0	0	0	0	0
1bedroom	14	26	13	21	31	16	31	22	0	16	10	20
1beds+den	18	8	16	26	14	45	5	35	4	59	0	24
2bedrooms	50	18	7	28	17	102	9	27	0	14	37	41
2beds+den	7	6	32	16	41	0	26	7	8	33	50	20
3bedrooms	0	0	0	0	0	0	0	0	0	0	0	0

If you want to Subscribe Condo Market Watch and get condo information by weekly, please go to <http://www.mycondolife.ca/lists/?p=subscribe&id=8> to Subscribe.

Or Please email to info@mycondolife.ca to subscribe Your Condo Market Watch.

(Source: Toronto MLS, \* All data calculated monthly, the information is for reference only, we assume no responsibility for the

accuracy of data shown. )。