

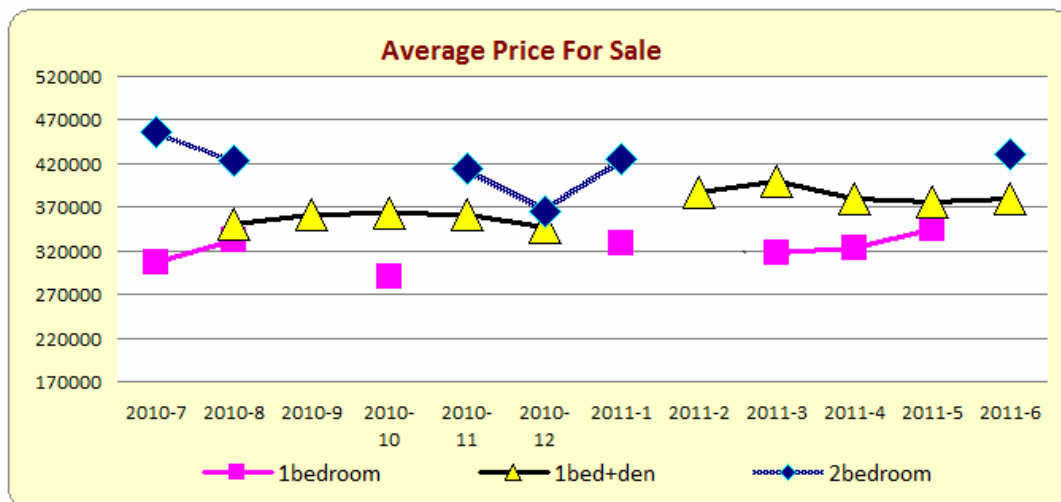
Condo Market Watch

18 Yonge st

www.mycondolife.ca--Maggie Liu

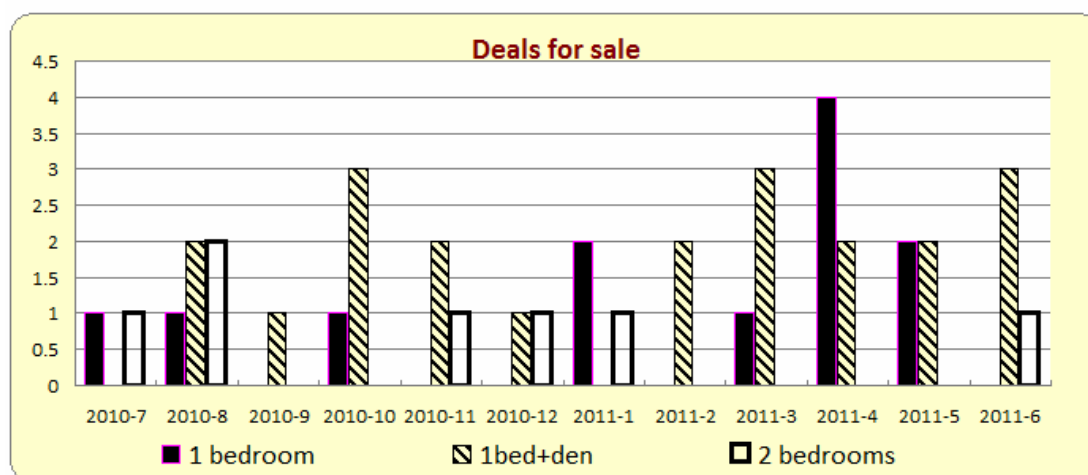
1. Market Watch for Sale

1) Average Price For Sale



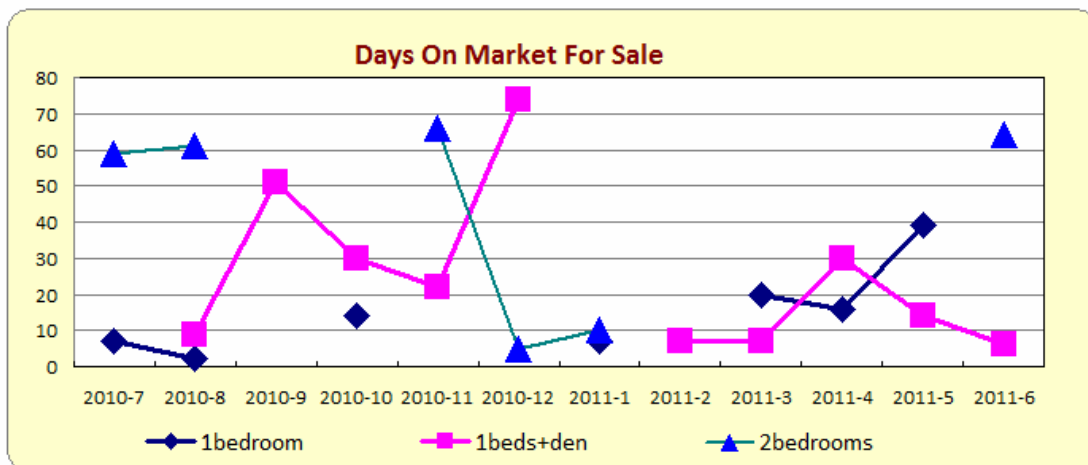
type	2010-7	2010-8	2010-9	2010-10	2010-11	2010-12	2011-1	2011-2	2011-3	2011-4	2011-5	2011-6
bachelor	195000	0	0	0	0	0	0	0	0	0	0	0
1bedroom	307000	332000	0	290000	0	0	329000	0	318000	322500	345600	0
1beds+den	0	350000	362000	363000	362000	347000	0	387000	399333	380500	375159	379733
2bedrooms	456800	423500	0	0	415000	365000	425000	0	0	0	0	430000
2beds+den	0	0	0	0	0	0	0	0	0	0	0	0
3bedrooms	0	0	0	0	0	0	0	0	0	0	0	0

2) Deals For Sale



type	2010-7	2010-8	2010-9	2010-10	2010-11	2010-12	2011-1	2011-2	2011-3	2011-4	2011-5	2011-6
bachelor	1	0	0	0	0	0	0	0	0	0	0	0
1bedroom	1	1	0	1	0	0	2	0	1	4	2	0
1beds+den	0	2	1	3	2	1	0	2	3	2	2	3
2bedrooms	1	2	0	0	1	1	1	0	0	0	0	1
2beds+den	0	0	0	0	0	0	0	0	0	0	0	0
3bedrooms	0	0	0	0	0	0	0	0	0	0	0	0

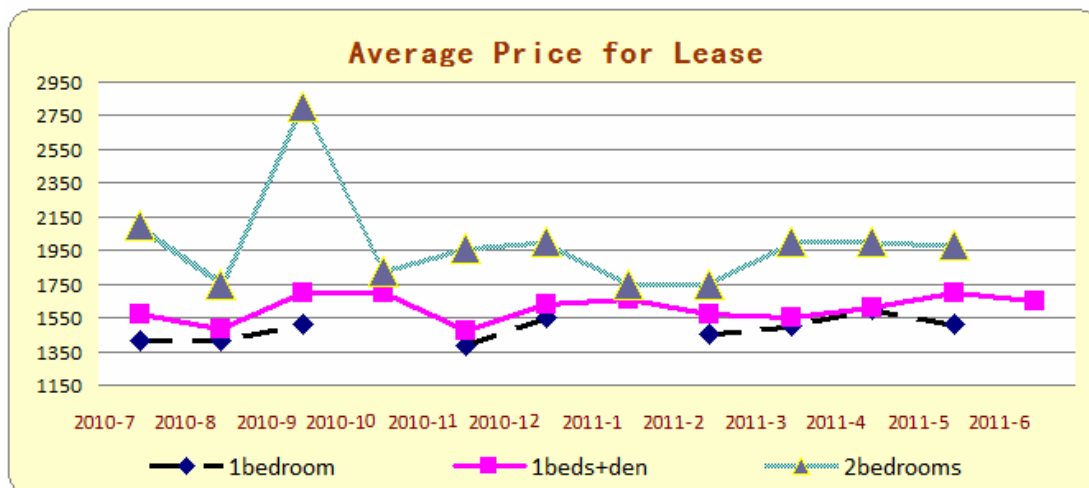
3) Days On Market For Sale



type	2010-7	2010-8	2010-9	2010-10	2010-11	2010-12	2011-1	2011-2	2011-3	2011-4	2011-5	2011-6
bachelor	10	0	0	0	0	0	0	0	0	0	0	0
1bedroom	7	2	0	14	0	0	7	0	20	16	39	0
1beds+den	0	9	51	30	22	74	0	7	7	30	14	6
2bedrooms	59	61	0	0	66	5	10	0	0	0	0	64
2beds+den	0	0	0	0	0	0	0	0	0	0	0	0
3bedrooms	0	0	0	0	0	0	0	0	0	0	0	0

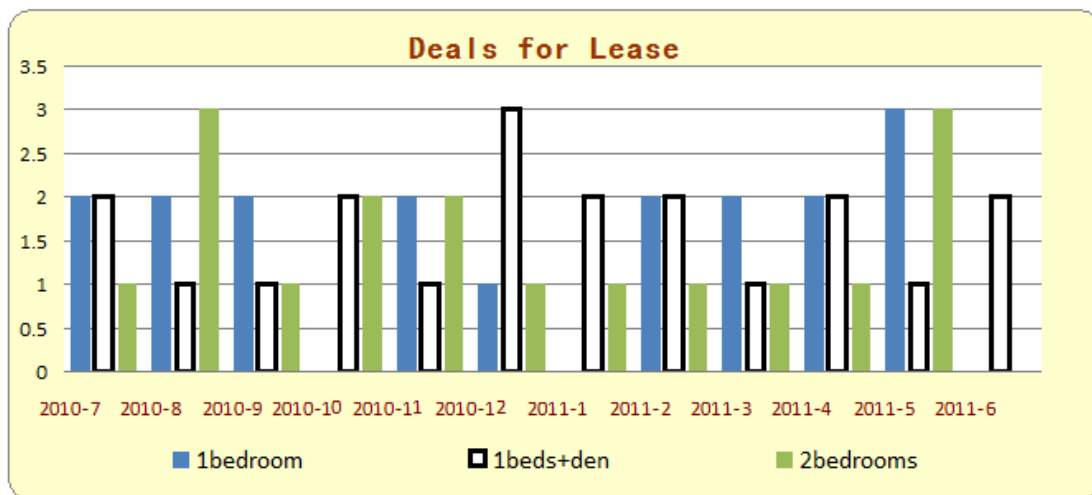
2. Market Watch for Lease

1) Average Price for Lease



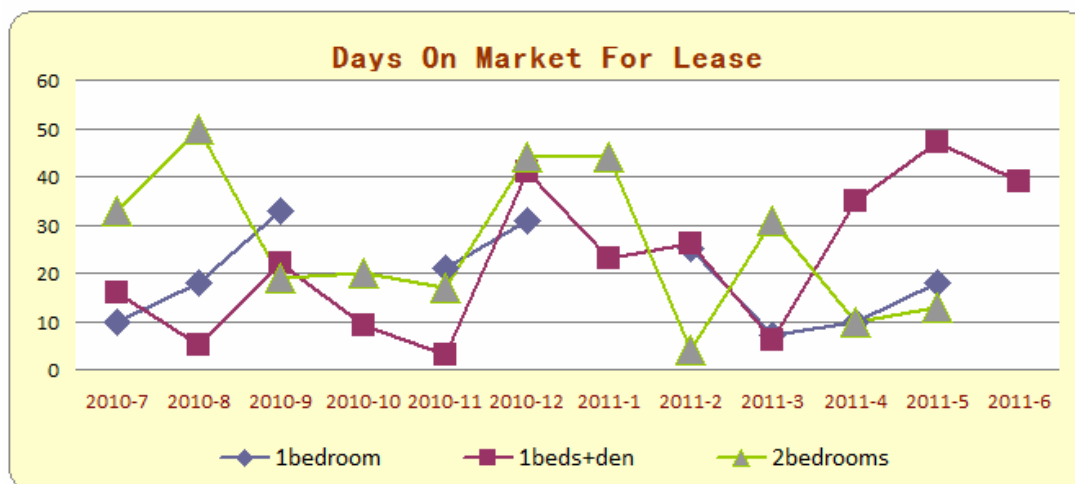
type	2010-7	2010-8	2010-9	2010-10	2010-11	2010-12	2011-1	2011-2	2011-3	2011-4	2011-5	2011-6
bachelor	0	1215	1350	0	0	0	0	0	0	0	0	0
1bedroom	1412	1412	1510	0	1387	1550	0	1450	1500	1600	1516	0
1beds+den	1575	1480	1700	1700	1475	1633	1662	1575	1550	1612	1700	1650
2bedrooms	2100	1750	2800	1822	1965	2000	1750	1750	2000	2000	1983	0
2beds+den	0	0	0	0	0	0	0	0	0	0	0	0
3bedrooms	0	0	0	0	0	0	0	0	0	0	0	0

2) Deals For Lease



type	2010-7	2010-8	2010-9	2010-10	2010-11	2010-12	2011-1	2011-2	2011-3	2011-4	2011-5	2011-6
bachelor	0	2	2	0	0	0	0	0	0	0	0	0
1bedroom	2	2	2	0	2	1	0	2	2	2	3	0
1beds+den	2	1	1	2	1	3	2	2	1	2	1	2
2bedrooms	1	3	1	2	2	1	1	1	1	1	3	0
2beds+den	0	0	0	0	0	0	0	0	0	0	0	0
3bedrooms	0	0	0	0	0	0	0	0	0	0	0	0

3) Days On Market For Lease



type	2010-7	2010-8	2010-9	2010-10	2010-11	2010-12	2011-1	2011-2	2011-3	2011-4	2011-5	2011-6
bachelor	0	12	19	0	0	0	0	0	0	0	0	0
1bedroom	10	18	33	0	21	31	0	25	7	10	18	0
1beds+den	16	5	22	9	3	41	23	26	6	35	47	39
2bedrooms	33	50	19	20	17	44	44	4	31	10	13	0
2beds+den	0	0	0	0	0	0	0	0	0	0	0	0
3bedrooms	0	0	0	0	0	0	0	0	0	0	0	0

If you want to Subscribe Condo Market Watch and get condo information by weekly, please go to <http://www.mycondolife.ca/lists/?p=subscribe&id=8> to Subscribe.

Or Please email to info@mycondolife.ca to subscribe Your Condo Market Watch.

(Source: Toronto MLS, * All data calculated monthly, the information is for reference only, we assume no responsibility for the accuracy of data shown.)