

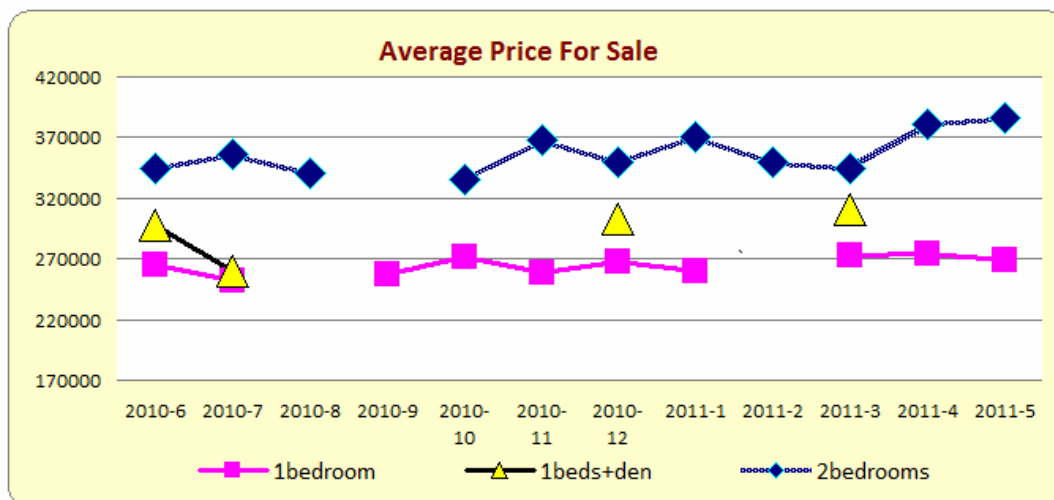
Condo Market Watch

153/155 beecroft

www.mycondolife.ca--Maggie Liu

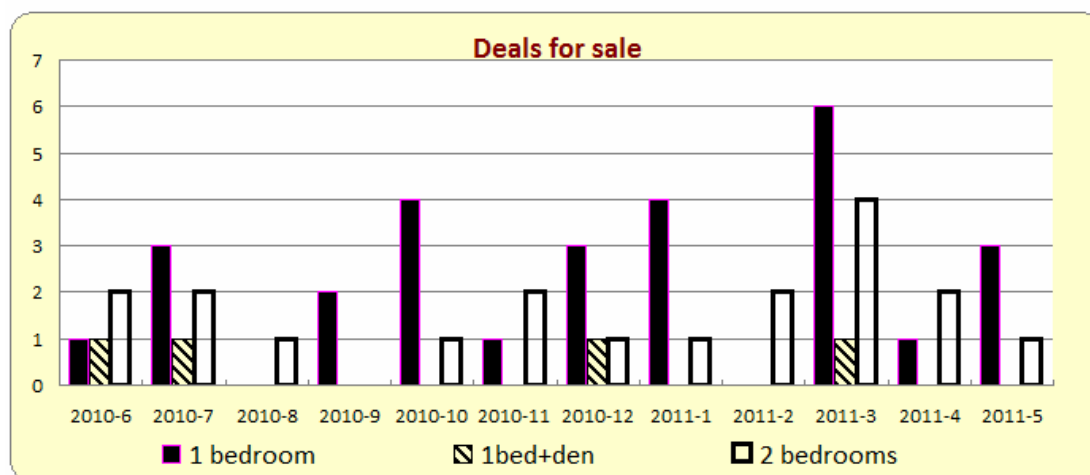
1. Market Watch for Sale

1) Average Price For Sale



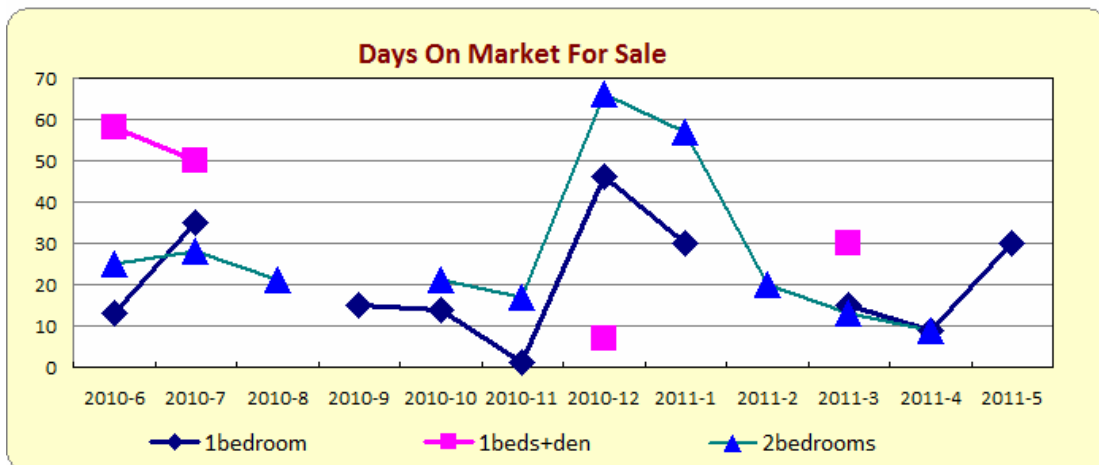
type	2010-6	2010-7	2010-8	2010-9	2010-10	2010-11	2010-12	2011-1	2011-2	2011-3	2011-4	2011-5
bachelor	0	0	0	0	0	0	0	0	0	0	0	0
1bedroom	265000	252333	0	257500	271500	258000	268166	259500	0	273800	273800	269500
1beds+den	298000	260000	0	0	0	0	303000	0	0	310000	0	0
2bedrooms	344950	355750	340000	0	335000	367500	350000	370000	350000	345125	381000	385500
2beds+den	0	0	0	352166	359500	382600	0	0	416000	412500	0	411000
3bedrooms	0	0	0	0	0	0	0	0	0	0	0	0

2) Deals For Sale



type	2010-6	2010-7	2010-8	2010-9	2010-10	2010-11	2010-12	2011-1	2011-2	2011-3	2011-4	2011-5
bachelor	0	0	0	0	0	0	0	0	0	0	0	0
1bedroom	1	3	0	2	4	1	3	4	0	6	1	3
1beds+den	1	1	0	0	0	0	1	0	0	1	0	0
2bedrooms	2	2	1	0	1	2	1	1	2	4	2	1
2beds+den	0	0	0	3	1	3	0	0	1	1	0	2
3bedrooms	0	0	0	0	0	0	0	0	0	0	0	0

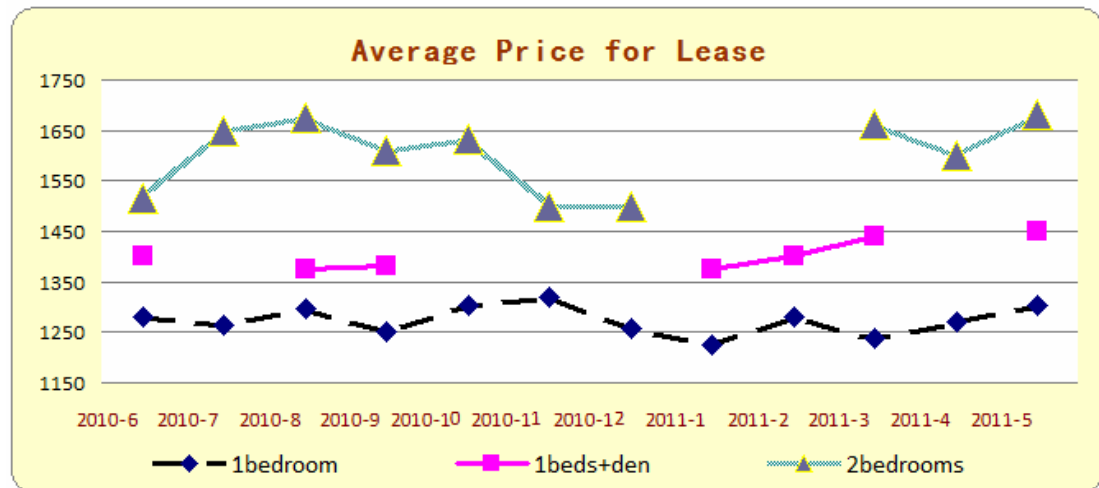
3) Days On Market For Sale



type	2010-6	2010-7	2010-8	2010-9	2010-10	2010-11	2010-12	2011-1	2011-2	2011-3	2011-4	2011-5
bachelor	0	0	0	0	0	0	0	0	0	0	0	0
1bedroom	13	35	0	15	14	1	46	30	0	15	9	30
1beds+den	58	50	0	0	0	0	7	0	0	30	0	0
2bedrooms	25	28	21	0	21	17	66	57	20	13	9	0
2beds+den	0	0	0	39	20	49	0	0	3	22	0	16
3bedrooms	0	0	0	0	0	0	0	0	0	0	0	0

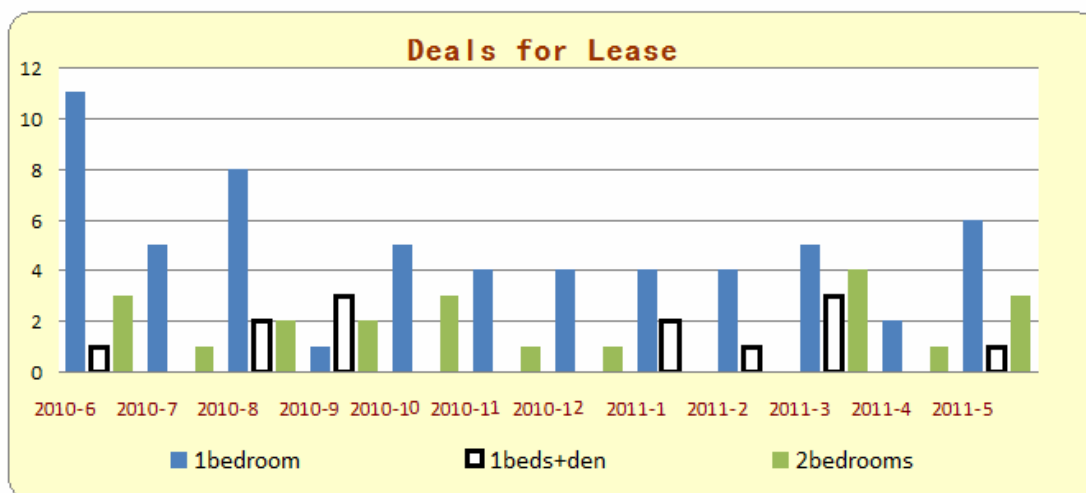
2. Market Watch for Lease

1) Average Price for Lease



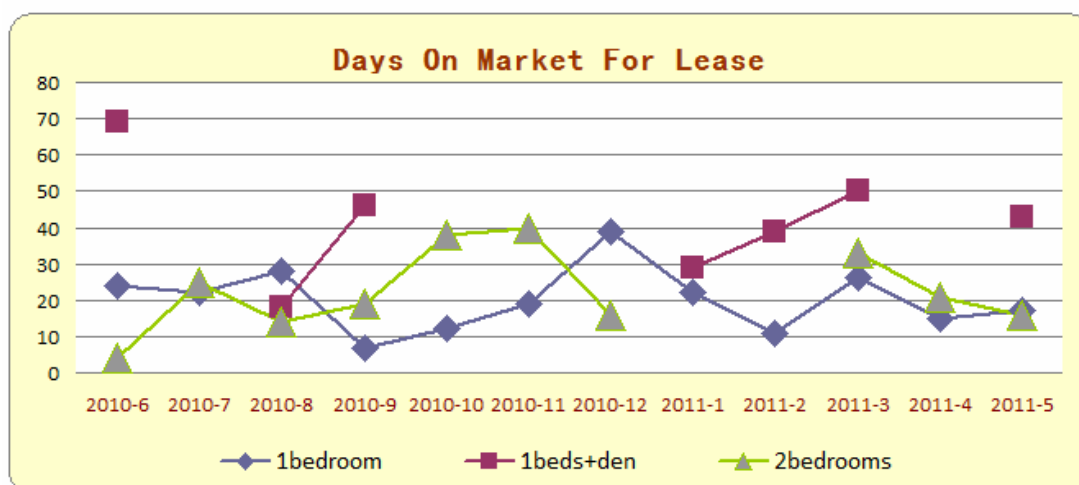
type	2010-6	2010-7	2010-8	2010-9	2010-10	2010-11	2010-12	2011-1	2011-2	2011-3	2011-4	2011-5
bachelor	0	0	0	0	0	0	0	0	0	0	0	0
1bedroom	1279	1264	1296	1250	1303	1320	1257	1225	1281	1239	1272	1304
1beds+den	1400	0	1375	1383	0	0	0	1375	1400	1441	0	1450
2bedrooms	1516	1650	1675	1610	1631	1500	1500	0	0	1662	1600	1683
2beds+den	0	2100	1900	1775	1950	0	0	0	0	1680	1850	0
3bedrooms	0	0	0	0	0	0	0	0	0	0	0	0

2) Deals For Lease



type	2010-6	2010-7	2010-8	2010-9	2010-10	2010-11	2010-12	2011-1	2011-2	2011-3	2011-4	2011-5
bachelor	0	0	0	0	0	0	0	0	0	0	0	0
1bedroom	11	5	8	1	5	4	4	4	4	5	2	6
1beds+den	1	0	2	3	0	0	0	2	1	3	0	1
2bedrooms	3	1	2	2	3	1	1	0	0	4	1	3
2beds+den	0	1	1	1	1	0	0	0	0	2	1	0
3bedrooms	0	0	0	0	0	0	0	0	0	0	0	0

3) Days On Market For Lease



type	2010-6	2010-7	2010-8	2010-9	2010-10	2010-11	2010-12	2011-1	2011-2	2011-3	2011-4	2011-5
bachelor	0	0	0	0	0	0	0	0	0	0	0	0
1bedroom	24	22	28	7	12	19	39	22	11	26	15	17
1beds+den	69	0	18	46	0	0	0	29	39	50	0	43
2bedrooms	4	25	14	19	38	40	16	0	0	33	21	16
2beds+den	0	15	37	64	4	0	0	0	0	35	27	0
3bedrooms	0	0	0	0	0	0	0	0	0	0	0	0

If you want to Subscribe Condo Market Watch and get condo information by weekly, please go to <http://www.mycondolife.ca/lists/?p=subscribe&id=8> to Subscribe.

Or Please email to info@mycondolife.ca to subscribe Your Condo Market Watch.

(Source: Toronto MLS, * All data calculated monthly, the information is for reference only, we assume no responsibility for the accuracy of data shown.)