

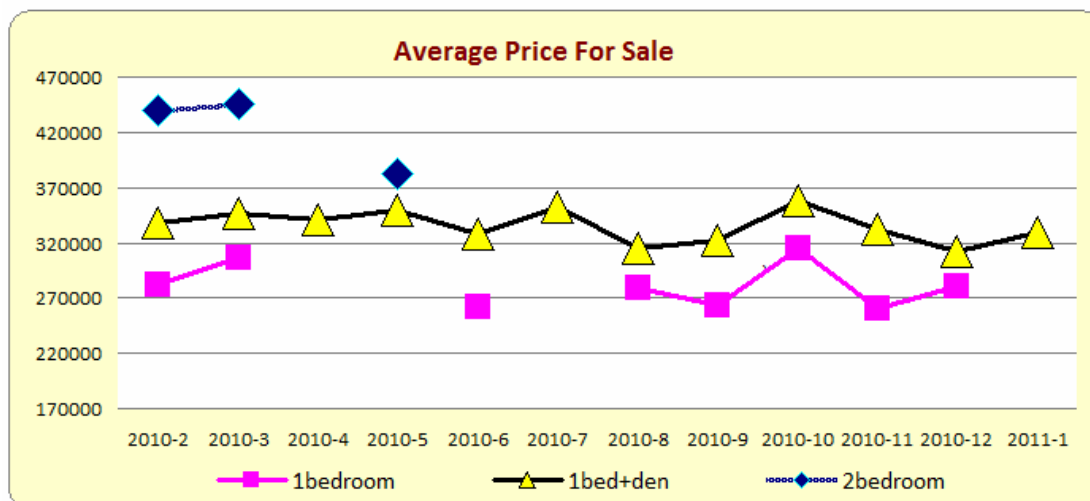
Condo Market Watch

3/10/81 Navy wharf crt

www.mycondolife.ca--Maggie Liu

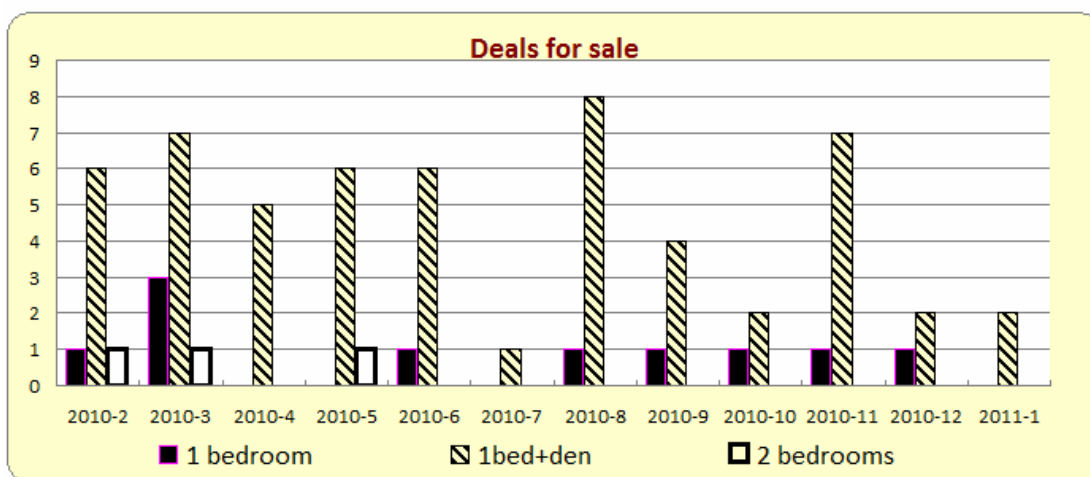
1. Market Watch for Sale

1) Average Price For Sale



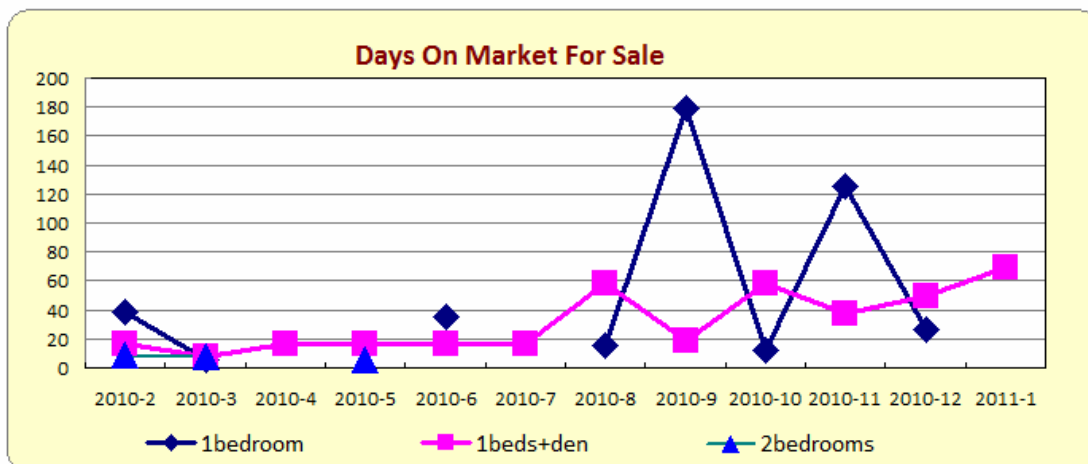
type	2010-2	2010-3	2010-4	2010-5	2010-6	2010-7	2010-8	2010-9	2010-10	2010-11	2010-12	2011-1
bachelor	0	0	0	0	0	0	0	0	0	0	0	0
1bedroom	282000	306500	0	0	262000	0	279000	263000	315000	261000	281000	0
1beds+den	337833	347047	340760	349833	328150	352000	315062	321875	358750	331928	311750	329950
2bedrooms	440000	446000	0	383000	0	0	0	0	0	0	0	0
2beds+den	494860	452871	467000	493500	506333	386000	474450	381000	373000	483233	463500	0
3bedrooms	0	0	0	0	0	0	0	0	0	0	0	0

2) Deals For Sale



type	2010-2	2010-3	2010-4	2010-5	2010-6	2010-7	2010-8	2010-9	2010-10	2010-11	2010-12	2011-1
bachelor	0	0	0	0	0	0	0	0	0	0	0	0
1bedroom	1	3	0	0	1	0	1	1	1	1	1	0
1beds+den	6	7	5	6	6	1	8	4	2	7	2	2
2bedrooms	1	1	0	1	0	0	0	0	0	0	0	0
2beds+den	5	7	2	6	3	1	4	1	2	6	2	0
3bedrooms	0	0	0	0	0	0	0	0	0	0	0	0

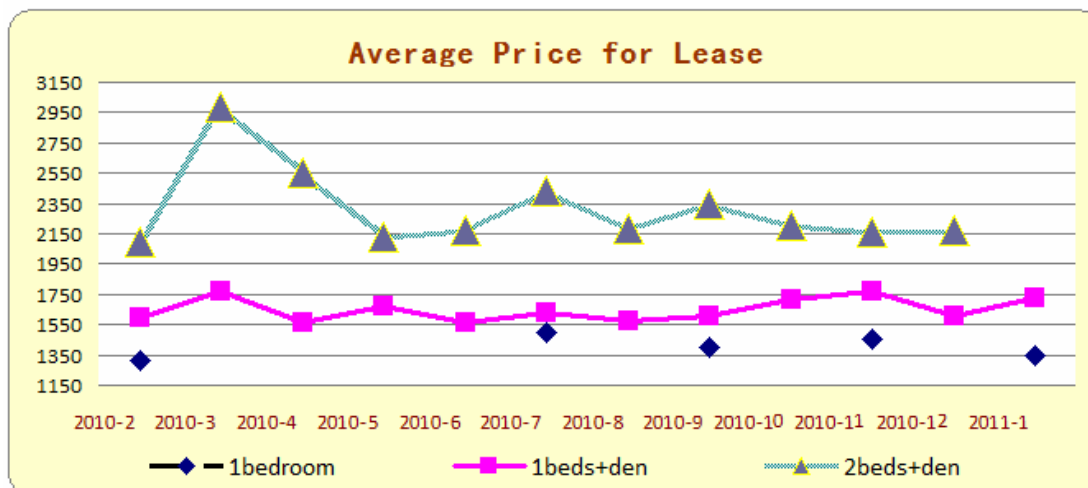
3) Days On Market For Sale



type	2010-2	2010-3	2010-4	2010-5	2010-6	2010-7	2010-8	2010-9	2010-10	2010-11	2010-12	2011-1
bachelor	0	0	0	0	0	0	0	0	0	0	0	0
1bedroom	39	6	0	0	35	0	15	179	12	125	26	0
1beds+den	17	8	16	17	16	16	58	19	58	37	49	69
2bedrooms	9	8	0	5	0	0	0	0	0	0	0	0
2beds+den	13	26	15	40	23	49	23	12	86	38	20	0
3bedrooms	0	0	0	0	0	0	0	0	0	0	0	0

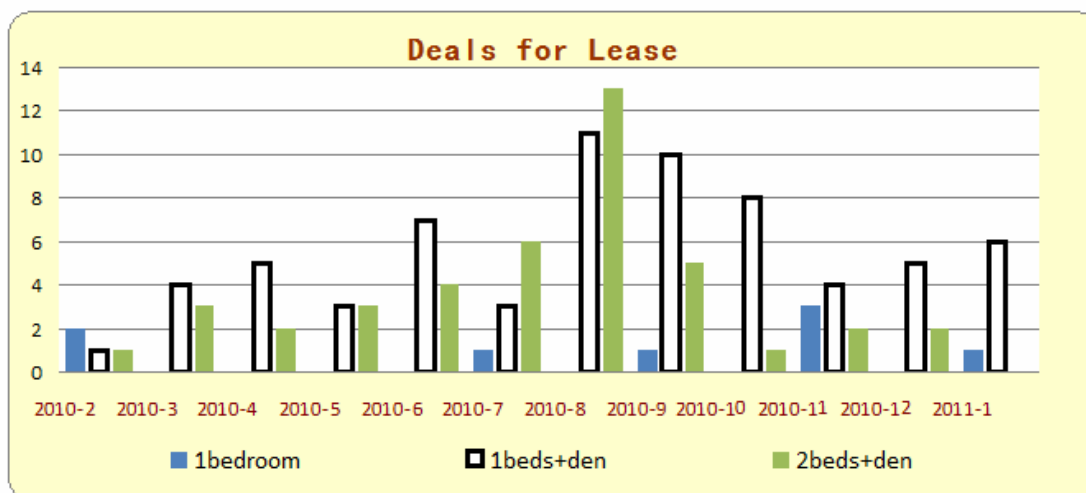
2. Market Watch for Lease

1) Average Price for Lease



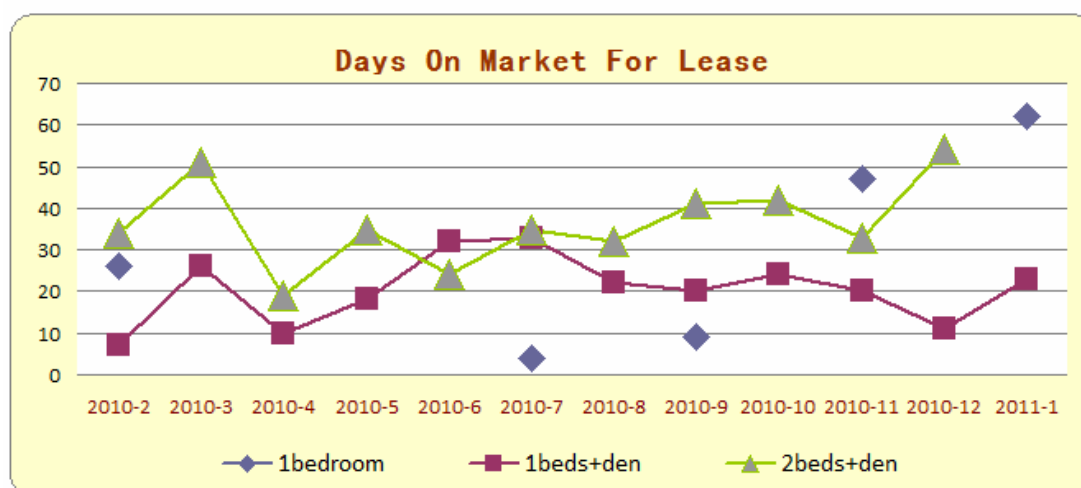
type	2010-2	2010-3	2010-4	2010-5	2010-6	2010-7	2010-8	2010-9	2010-10	2010-11	2010-12	2011-1
bachelor	0	0	0	0	0	0	0	0	0	0	0	0
1bedroom	1312	0	0	0	0	1500	0	1400	0	1451	0	1350
1beds+den	1600	1775	1568	1675	1561	1631	1570	1611	1712	1775	1610	1730
2bedrooms	0	0	0	0	0	0	0	0	0	1995	0	2350
2beds+den	2100	2983	2550	2133	2167	2434	2184	2350	2200	2162	2175	0
3bedrooms	0	0	0	0	0	0	0	0	0	0	0	0

2) Deals For Lease



type	2010-2	2010-3	2010-4	2010-5	2010-6	2010-7	2010-8	2010-9	2010-10	2010-11	2010-12	2011-1
bachelor	0	0	0	0	0	0	0	0	0	0	0	0
1bedroom	2	0	0	0	0	1	0	1	0	3	0	1
1beds+den	1	4	5	3	7	3	11	10	8	4	5	6
2bedrooms	0	0	0	0	0	0	0	0	0	1	0	1
2beds+den	1	3	2	3	4	6	13	5	1	2	2	0
3bedrooms	0	0	0	0	0	0	0	0	0	0	0	0

3) Days On Market For Lease



type	2010-2	2010-3	2010-4	2010-5	2010-6	2010-7	2010-8	2010-9	2010-10	2010-11	2010-12	2011-1
bachelor	0	0	0	0	0	0	0	0	0	0	0	0
1bedroom	26	0	0	0	0	4	0	9	0	47	0	62
1beds+den	7	26	10	18	32	33	22	20	24	20	11	23
2bedrooms	0	0	0	0	0	0	0	0	0	71	0	22
2beds+den	34	51	19	35	24	35	32	41	42	33	54	0
3bedrooms	0	0	0	0	0	0	0	0	0	0	0	0

Next: [5/35 Mariner Terr](#) Market Watch will be available next week!

If you want to Subscribe Condo Market Watch and get condo information by weekly, please go to <http://www.mycondolife.ca/lists/?p=subscribe&id=8> to Subscribe.

Or Please email to info@mycondolife.ca to subscribe Your Condo Market Watch.

(Source: Toronto MLS, * All data calculated monthly, the information is for reference only, we assume no responsibility for the accuracy of data shown.)