

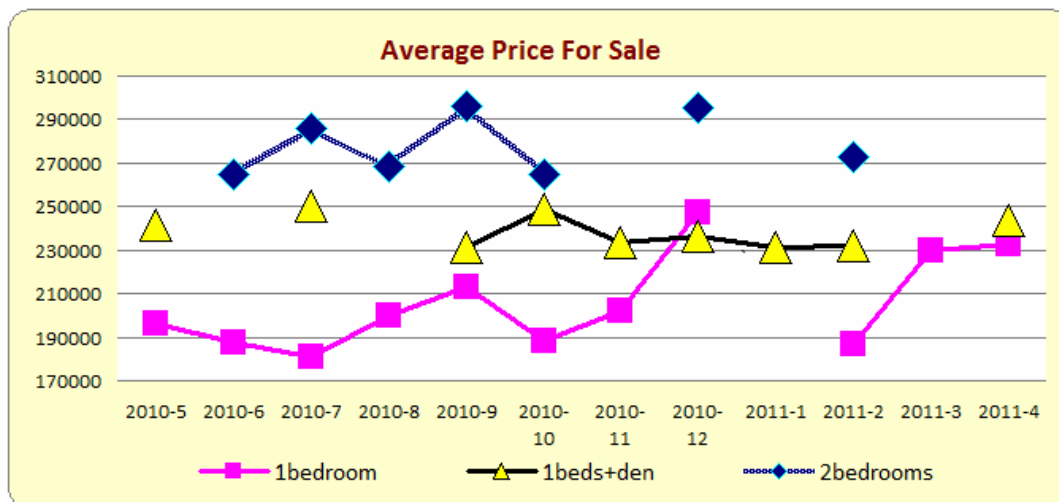
Condo Market Watch

60/70 Town Centre

www.mycondolife.ca--Maggie Liu

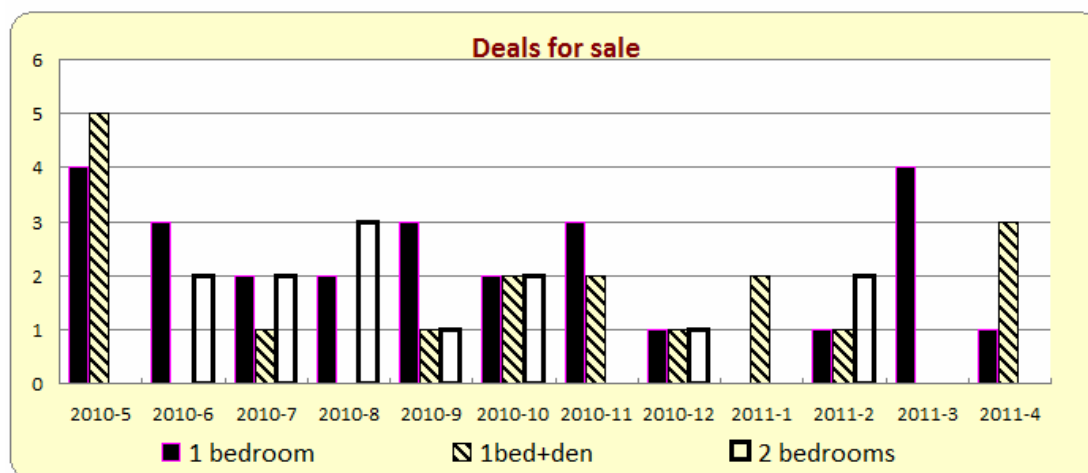
1. Market Watch for sale

1) Average Price For Sale



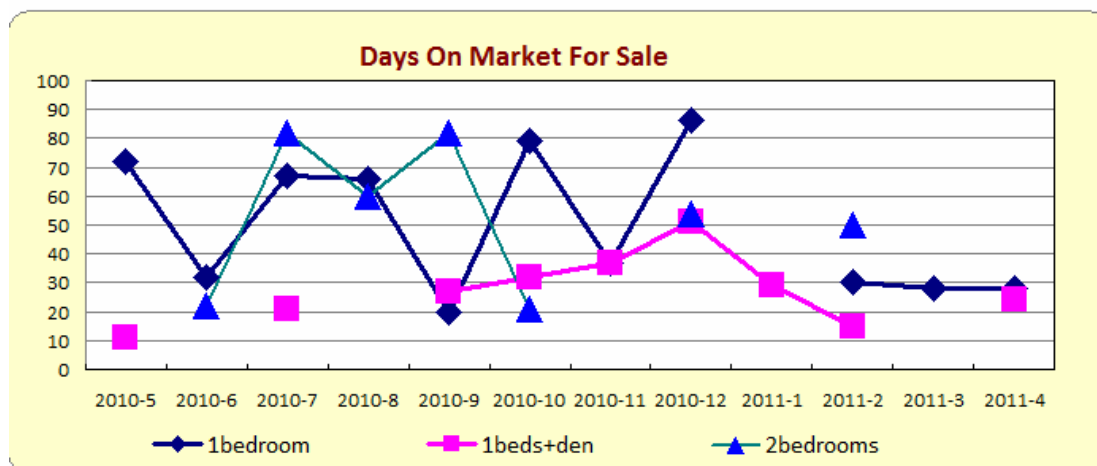
type	2010-5	2010-6	2010-7	2010-8	2010-9	2010-10	2010-11	2010-12	2011-1	2011-2	2011-3	2011-4
bachelor	0	156500	0	0	0	0	0	157000	0	0	0	0
1bedroom	196500	187166	181000	199750	213000	188500	202000	247000	0	187000	229972	233000
1beds+den	241537	0	250000	0	231000	248500	233375	236000	231000	232000	0	243633
2bedrooms	0	265000	286000	268500	296000	265000	0	295500	0	272500	0	0
2beds+den	0	307000	0	0	321000	0	0	0	0	0	0	0
3bedrooms	0	0	323000	0	0	0	0	0	0	335000	350000	0

2) Deals For Sale



type	2010-5	2010-6	2010-7	2010-8	2010-9	2010-10	2010-11	2010-12	2011-1	2011-2	2011-3	2011-4
bachelor	0	1	0	0	0	0	0	1	0	0	0	0
1bedroom	4	3	2	2	3	2	3	1	0	1	4	1
1beds+den	5	0	1	0	1	2	2	1	2	1	0	3
2bedrooms	0	2	2	3	1	2	0	1	0	2	0	0
2beds+den	0	1	0	0	1	0	0	0	0	0	0	0
3bedrooms	0	0	1	0	0	0	0	0	0	1	1	0

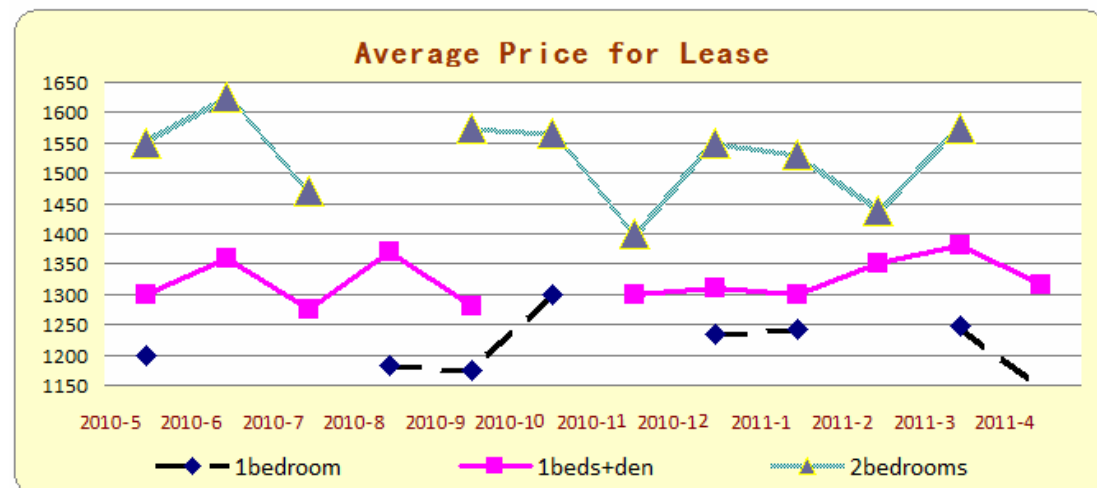
3) Days On Market For Lease



type	2010-5	2010-6	2010-7	2010-8	2010-9	2010-10	2010-11	2010-12	2011-1	2011-2	2011-3	2011-4
bachelor	0	11	0	0	0	0	0	42	0	0	0	0
1bedroom	72	32	67	66	20	79	37	86	0	30	28	28
1beds+den	11	0	21	0	27	32	37	51	29	15	0	24
2bedrooms	0	22	82	60	82	21	0	54	0	50	0	0
2beds+den	0	59	0	0	19	0	0	0	0	0	0	0
3bedrooms	0	0	11	0	0	0	0	0	0	46	23	0

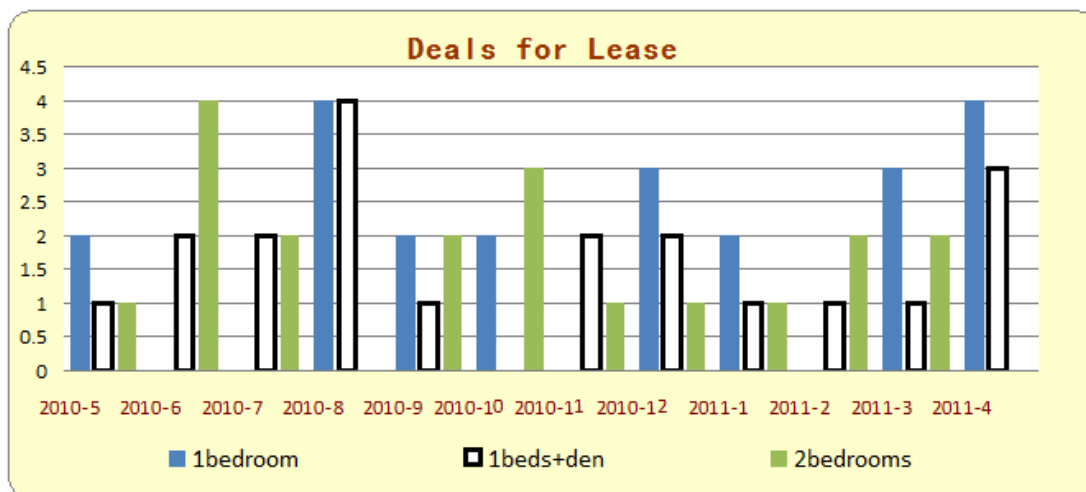
2. Market Watch for Lease

1) Average Price for Lease



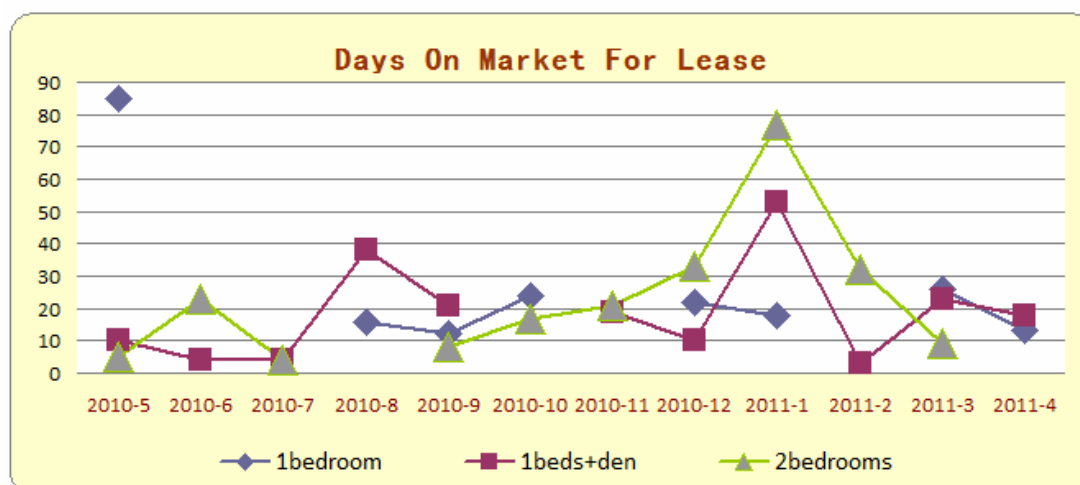
type	2010-5	2010-6	2010-7	2010-8	2010-9	2010-10	2010-11	2010-12	2011-1	2011-2	2011-3	2011-4
bachelor	0	0	0	0	0	0	950	0	0	0	0	900
1bedroom	1200	0	0	1182	1175	1300	0	1233	1242	0	1248	1143
1beds+den	1300	1360	1275	1370	1280	0	1300	1310	1300	1350	1380	1316
2bedrooms	1550	1625	1472	0	1575	1566	1400	1550	1530	1437	1575	0
2beds+den	0	1750	0	0	1650	0	0	1675	1700	1625	1450	0
3bedrooms	1850	0	1780	0	0	0	0	0	0	0	0	0

2) Deals For Lease



type	2010-5	2010-6	2010-7	2010-8	2010-9	2010-10	2010-11	2010-12	2011-1	2011-2	2011-3	2011-4
bachelor	0	0	0	0	0	0	2	0	0	0	0	1
1bedroom	2	0	0	4	2	2	0	3	2	0	3	4
1beds+den	1	2	2	4	1	0	2	2	1	1	1	3
2bedrooms	1	4	2	0	2	3	1	1	1	2	2	0
2beds+den	0	2	0	0	1	0	0	1	1	2	1	0
3bedrooms	1	0	1	0	0	0	0	0	0	0	0	0

3) Days On Market For Lease



type	2010-5	2010-6	2010-7	2010-8	2010-9	2010-10	2010-11	2010-12	2011-1	2011-2	2011-3	2011-4
bachelor	0	0	0	0	0	0	23	0	0	0	0	29
1bedroom	85	0	0	16	12	24	0	22	18	0	26	13
1beds+den	10	4	4	38	21	0	19	10	53	3	23	18
2bedrooms	5	23	4	0	8	17	21	33	77	32	9	0
2beds+den	0	5	0	0	7	0	0	16	50	9	4	0
3bedrooms	19	0	5	0	0	0	0	0	0	0	0	0

If you want to Subscribe Condo Market Watch and get condo information by weekly, please go to <http://www.mycondolife.ca/lists/?p=subscribe&id=8> to Subscribe.

Or Please email to info@mycondolife.ca to subscribe Your Condo Market Watch.

(Source: Toronto MLS, * All data calculated monthly, the information is for reference only, we assume no responsibility for the accuracy of data shown.)