

Condo Market Watch

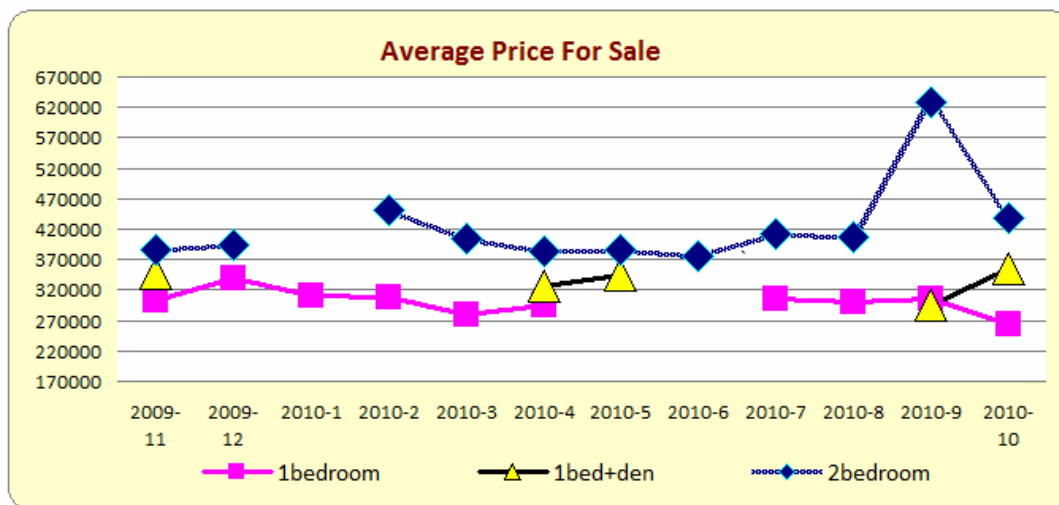
8/18/21 hillcrest

www.mycondolife.ca



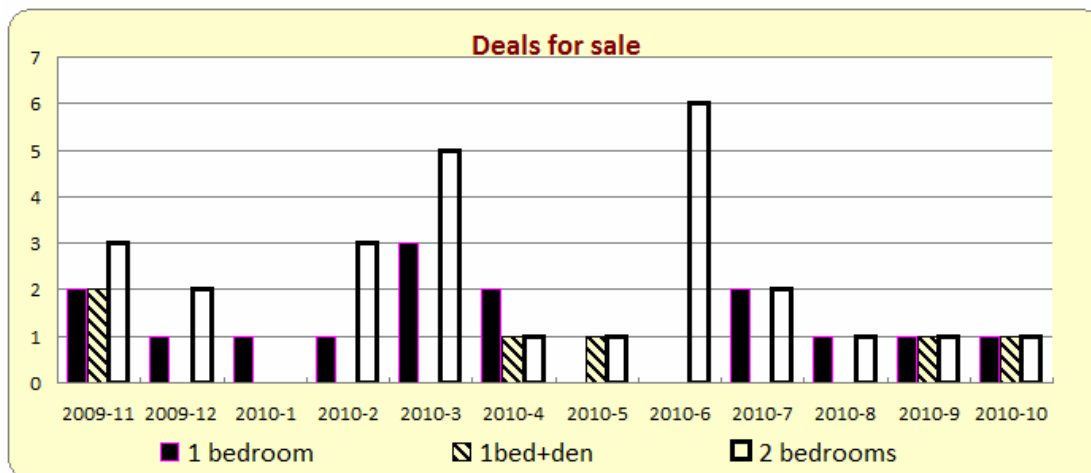
1. Market Watch for Sale

1) Average Price For Sale



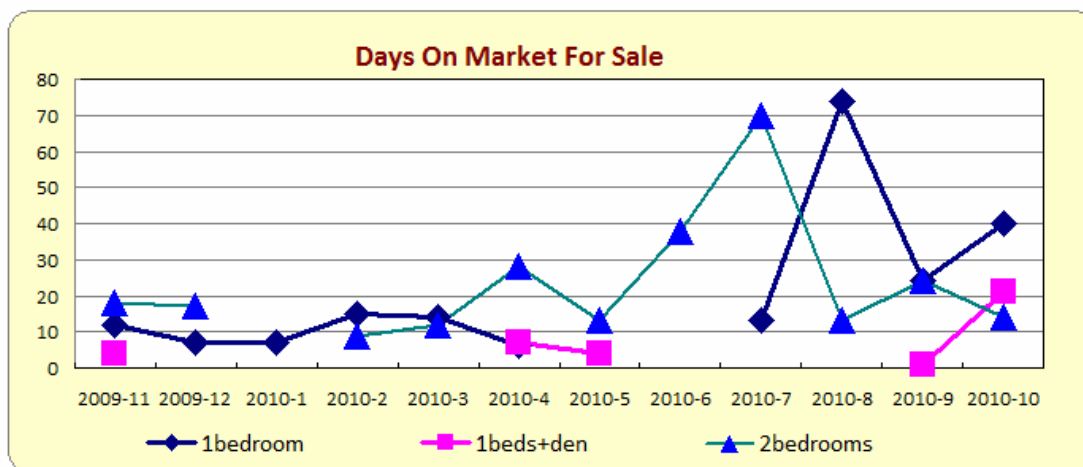
type	2009-11	2009-12	2010-1	2010-2	2010-3	2010-4	2010-5	2010-6	2010-7	2010-8	2010-9	2010-10
bachelor	0	0	0	0	0	0	0	0	0	0	0	0
1bedroom	302000	338000	310000	308500	279000	293750	0	0	304500	299000	305000	265000
1beds+den	347350	0	0	0	0	325000	345000	0	0	0	295000	354000
2bedrooms	385033	392950	0	452166	405600	382888	385000	374850	411500	407000	628000	437000
2beds+den	0	0	0	0	0	0	0	0	0	0	0	0
3bedrooms	0	0	0	0	0	0	769000	0	0	0	638000	0

2) Deals For Sale



type	2009-11	2009-12	2010-1	2010-2	2010-3	2010-4	2010-5	2010-6	2010-7	2010-8	2010-9	2010-10
bachelor	0	0	0	0	0	0	0	0	0	0	0	0
1bedroom	2	1	1	1	3	2	0	0	2	1	1	1
1beds+den	2	0	0	0	0	1	1	0	0	0	1	1
2bedrooms	3	2	0	3	5	1	1	6	2	1	1	1
2beds+den	0	0	0	0	0	0	0	0	0	0	0	0
3bedrooms	0	0	0	0	0	0	2	0	0	0	1	0

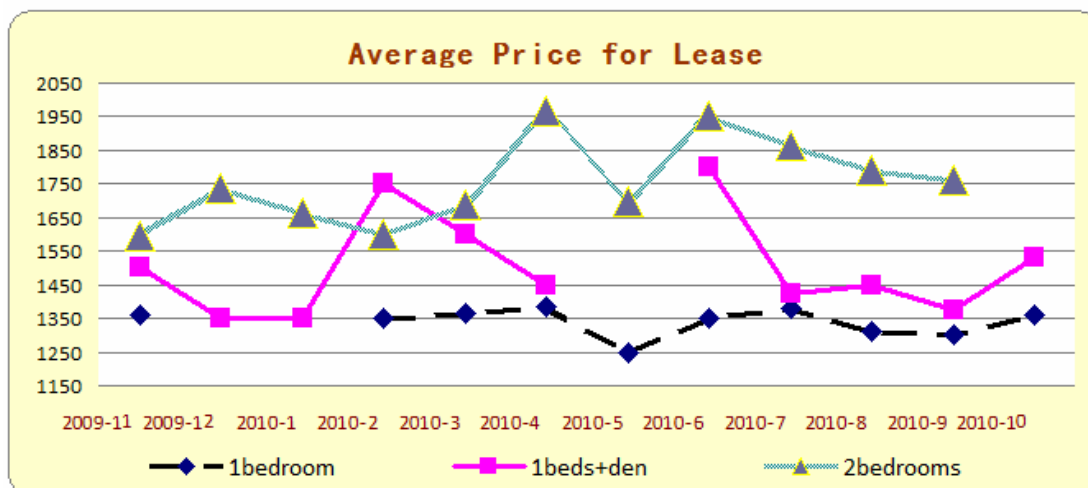
3) Days On Market For Sale



type	2009-11	2009-12	2010-1	2010-2	2010-3	2010-4	2010-5	2010-6	2010-7	2010-8	2010-9	2010-10
bachelor	0	0	0	0	0	0	0	0	0	0	0	0
1bedroom	12	7	7	15	14	6	0	0	13	74	24	40
1beds+den	4	0	0	0	0	7	4	0	0	0	1	21
2bedrooms	18	17	0	9	12	28	13	38	70	13	24	14
2beds+den	0	0	0	0	0	0	0	0	0	0	0	0
3bedrooms	0	0	0	0	0	0	95	0	0	0	11	0

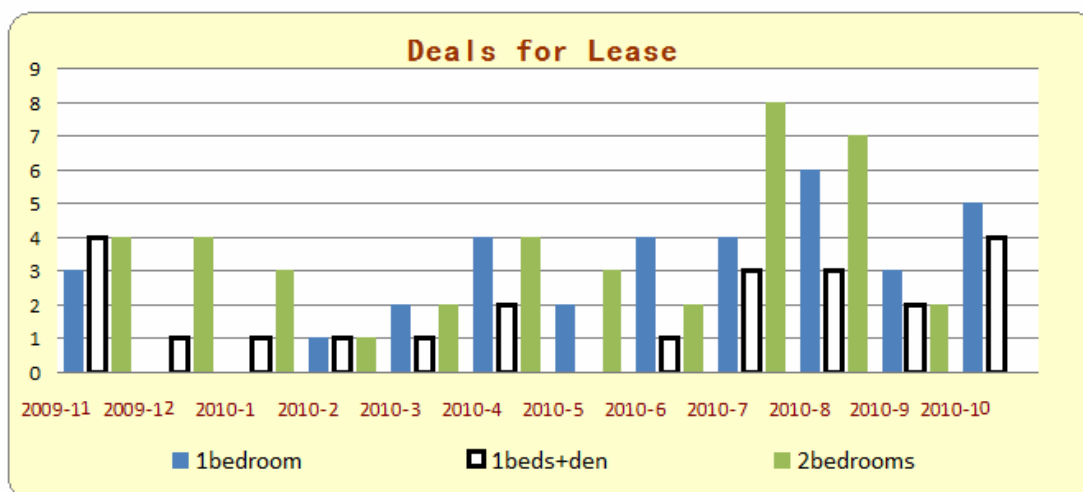
2. Market Watch for Lease

1) Average Price for Lease



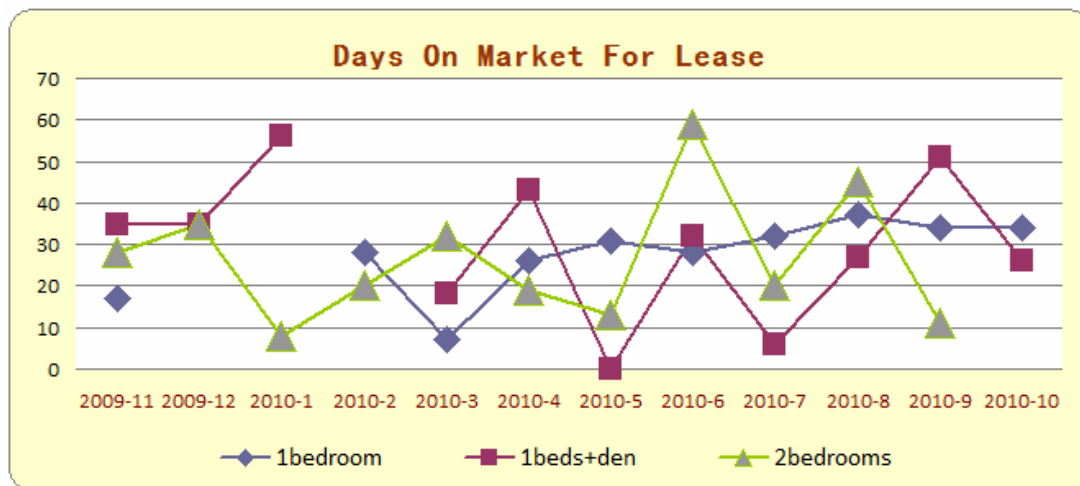
type	2009-11	2009-12	2010-1	2010-2	2010-3	2010-4	2010-5	2010-6	2010-7	2010-8	2010-9	2010-10
bachelor	0	0	0	0	0	0	0	0	0	1197	0	0
1bedroom	1361	0	0	1350	1365	1387	1250	1352	1380	1313	1300	1361
1beds+den	1501	1350	1350	1750	1600	1450	0	1800	1425	1450	1375	1531
2bedrooms	1595	1737	1666	1600	1687	1969	1700	1950	1865	1790	1762	0
2beds+den	0	0	0	0	0	0	0	0	2050	2300	0	0
3bedrooms	0	0	0	0	0	0	0	0	0	0	0	0

2) Deals For Lease



type	2009-11	2009-12	2010-1	2010-2	2010-3	2010-4	2010-5	2010-6	2010-7	2010-8	2010-9	2010-10
bachelor	0	0	0	0	0	0	0	0	0	0	2	0
1bedroom	3	0	0	1	2	4	2	4	4	6	3	5
1beds+den	4	1	1	1	1	2	0	1	3	3	2	4
2bedrooms	4	4	3	1	2	4	3	2	8	7	2	0
2beds+den	0	0	0	0	0	0	0	0	2	1	0	0
3bedrooms	0	0	0	0	0	0	0	0	0	0	0	0

3) Days On Market For Lease



type	2009-11	2009-12	2010-1	2010-2	2010-3	2010-4	2010-5	2010-6	2010-7	2010-8	2010-9	2010-10
bachelor	0	0	0	0	0	0	0	0	0	17	0	0
1bedroom	17	0	0	28	7	26	31	28	32	37	34	34
1beds+den	35	35	56	0	18	43	0	32	6	27	51	26
2bedrooms	28	35	8	20	32	19	13	59	20	45	11	0
2beds+den	0	0	0	0	0	0	0	0	22	81	0	0
3bedrooms	0	0	0	0	0	0	0	0	0	0	0	0

If you want to Subscribe Condo Market Watch and get condo information by weekly, please go to <http://www.mycondolife.ca/lists/?p=subscribe&id=8> to Subscribe.

Or Please email to info@mycondolife.ca to subscribe Your Condo Market Watch.

(Source: Toronto MLS, * All data calculated monthly, the information is for reference only, we assume no responsibility for the accuracy of data shown.)